

Rising Pavilion

DIRECTORY BOOK

CONTENTS

Information on Companies

- | | |
|----------------------------|---------------------------|
| 01. AULBIO | 13. K-BioCELL Inc. |
| 02. AZothBio | 14. Kogenebiotech |
| 03. Calici | 15. MedInTech Inc. |
| 04. CONNEXT Co., Ltd. | 16. NEURIVE Co., Ltd. |
| 05. D&C BIOTECHNOLOGY Inc. | 17. Pharmicell Co., Ltd. |
| 06. DR.NOAH BIOTECH | 18. Pharos iBio Co., Ltd. |
| 07. emocog | 19. REMEDI Inc. |
| 08. GI INNOVATION | 20. RudaCure Co., Ltd |
| 09. HapInScience Inc. | 21. Standigm |
| 10. HAll Corp. | 22. STEM DEN |
| 11. HITS Inc. | 23. VPIX Medical |
| 12. Inventage Lab Inc. | 24. YiPSCELL |



Information on Companies

01. AULBIO	04	13. K-BioCELL Inc.	45
02. AZothBio	06	14. Kogenebiotech	49
03. Calici	10	15. MedInTech Inc.	52
04. CONNEXT Co., Ltd.	14	16. NEURIVE Co., Ltd.	55
05. D&C BIOTECHNOLOGY Inc.	16	17. Pharmicell Co., Ltd.	59
06. DR.NOAH BIOTECH	20	18. Pharos iBio Co., Ltd.	61
07. emocog	24	19. REMEDI Inc.	65
08. GI INNOVATION	27	20. RudaCure Co., Ltd	69
09. HapInScience Inc.	31	21. Standigm	72
10. HAll Corp.	34	22. STEM DEN	74
11. HITS Inc.	38	23. VPIX Medical	77
12. Inventage Lab Inc.	41	24. YiPSCELL	80





AULBIO

* Please send a meeting request through business partnering system

ESTABLISHMENT

2018. 02

WEBSITE URL

http://aulbio.com/

COUNTRY

Republic of Korea

E-MAIL

aram@aulbio.com

CEO

Kim, Aram

COMPANY & SERVICE INTRODUCTION

AULBIO is a bio-venture developing medicines based on innovative drug delivery technology. Using the Extenna microsphere platform technology, we are developing long-acting injectables for the treatment of obesity, diabetes, dementia, schizophrenia and prostate cancer that are administered once a month or once a quarter. In particular, we have been researching long-acting technologies for peptide drugs for many years. Our peptide pipeline includes monthly injectables of semaglutide, tirzepatide, exenatide and leuprolide.

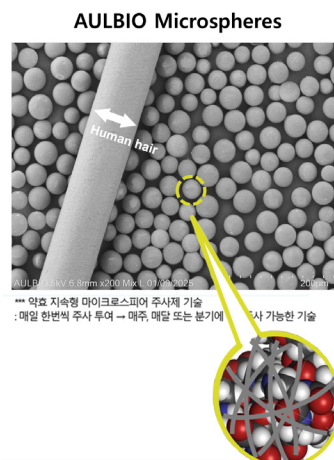
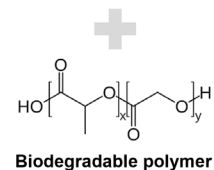
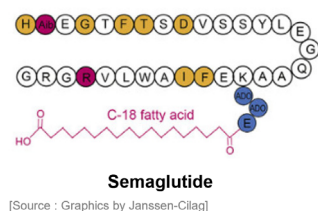
PRODUCT INTRODUCTION

[Platform technology]

AULBIO's Extenna microsphere platform technology is advanced microfluidic technology. This technology is designed to enable uniform microsphere and high drug loading, and is a technology that maximizes production(KR2024/0172632).

[Pipeline]

- Semaglutide monthly injectables
- Exenatide monthly injectables
- Donepezil monthly injectables
- Tirzepatide monthly injectables
- Leuprolide monthly and quarterly injectables
- Varenicline monthly injectables



Long-acting injectables



CORE IP

2023.09.

Registration in KR [10-2583029]

Controlled release microspheres containing glucagon-like peptide-1 receptor agonist and method for preparing the same

2023.01.

PCT Application [PCT/KR2024/000832]

Microspheres containing high-dose varenicline, method for preparing the same, and pharmaceutical composition comprising the same

2024.05.

PCT Application [PCT/KR2024/007467]

Suspension formulation pharmaceutical composition comprising a GLP-1 receptor agonist and/or a GIP/GLP-1 receptor agonist

2024.08.

Application in KR [KR10-2024-0107336]

Microspheres containing GLP-1 receptor agonist or GIP/GLP-1 receptor agonist, method for preparing the same, and pharmaceutical composition comprising the same

INVESTMENT

Series B | \$2.6M

Series A Bridge | \$5.0M

Series A | \$2.0M

AREAS OF HOPE FOR COOPERATION

Joint R&D / Licensing Out / Investment

SPECIAL NOTE

AULBIO is particularly committed to the development of GLP-1 RA long-acting injectables. We are working to enter the clinical trial phase of semaglutide monthly injectables as soon as possible. In addition, we have a dedicated GMP production line for long-acting injectables that can produce them.

AZothBio AZothBio

* Please send a meeting request through business partnering system

ESTABLISHMENT

2016.05

WEBSITE URL

www.azothbio.com

COUNTRY

Republic of Korea

E-MAIL

azb@azothbio.com

CEO

Jae-Min Shin

COMPANY & SERVICE INTRODUCTION

AZothBio is a biotech company specializing in AI-driven drug discovery. Leveraging over 12 proprietary AI platforms, we offer AI-driven drug discovery services and specialize in small molecule drugs and advanced peptide-based delivery system development. With its innovative approach, AZothBio is transforming traditional drug development, accelerating the process of bringing new therapies to market while maintaining cost-effectiveness.

Founded with a vision to integrate AI technology with bioscience expertise, AZothBio is dedicated to enhancing human life by tackling seemingly insurmountable challenges through the use of AI to decode and interpret vast bioscience datasets.

PRODUCT INTRODUCTION

AZothBio's proprietary AI modules enhance key pharmaceutical R&D processes by streamlining compound generation, screening, and optimization, as well as supporting peptide design and drug metabolism prediction. These AI-driven tools accelerate the discovery of new therapeutics by improving the quality, safety, and efficacy of drug candidates. By reducing repetitive experimental steps and accelerating validation, our approach significantly increases development speed and cost efficiency.

Our lead candidate, AZB-101, is an AI-designed small molecule developed for autoimmune disease treatment. It selectively targets the TYK2-JH2 kinase domain, minimizing JAK-related adverse effects. AZB-101 has demonstrated efficacy in both in vitro and in vivo proof-of-concept (PoC) studies, with early toxicity tests confirming a favorable safety profile.

In addition, AZothBio provides intracellular organelle-targeting delivery systems that enhance precision in drug and gene delivery. Using peptide-based carriers such as AZent N, AZent R, and AZent M, we can target specific cellular organelles—the nucleus, endoplasmic reticulum, and mitochondria—enabling more accurate and efficient delivery of therapeutic agents. This technology has the potential to improve the treatment of various diseases with greater precision and fewer side effects.

AZothBio is setting new standards in drug development through the integration of advanced biotechnologies and AI, driving groundbreaking advancements in therapeutic solutions.

AZothBio

Suite of AI drug discovery modules

Drug Discovery



AiMol

New compound & derivative design



AiKOpt

Kinase evaluation & optimization



AiCOpt

Tumor suppression efficacy evaluation



AiP450

CYP450 enzyme inhibition prediction



AiBBB

BBB permeability prediction



AiCAD

Anticancer activity prediction



AiKPro

Kinase selectivity prediction



KinScan

Kinase binding affinity prediction



AiGpro

GPCR activity (IC₅₀/ EC₅₀) prediction



AiTOPE

Epitope binding affinity and immunogenicity prediction



AiPan

Pan-epitope binding affinity prediction



AiCPP

Cell permeability prediction & CPP screening



AiCPC

Cyclic Peptide permeability prediction with atom importance

CERTIFICATION

2023.10.27~2026.10.26

Certificate of Inno-Biz

2023.09.18~2025.09.17

Certificate of Excellent Company in Job Invention Compensation

2021.06.07~2024.06.06

Certificate of Venture Business

CORE IP

2021.07 (Granted)

Novel cell-penetrating peptides and uses thereof

2023.01 (Granted)

An artificial intelligence learning-based kinase profiling device using multi-sequence information of protein structure and 3D structure descriptor for predicting drug effect and its operation method

2022.09 (Published)

Novel polypeptide composition for intracellular transfection

2023.06 (Published)

Novel pyrazolo pyrimidine-based compound and use thereof

2023.12 (Published)

Novel purine based compounds and use thereof

INVESTMENT

Series A | \$6.7M
Seed | \$4M

AREAS OF HOPE FOR COOPERATION

AI Services
Offering AI-driven drug discovery services through our proprietary modules to support pharmaceutical R&D, covering compound screening, optimization, peptide design and more.

Co-Development & Out-Licensing Opportunities
Open to partnerships for the joint development of small molecule therapeutics and peptide-based delivery systems. We also welcome licensing discussions for our pipeline assets, including AI-designed small molecules and novel delivery technologies.

Strategic Investment
Seeking strategic investment partnerships to accelerate pipeline development and expand the capabilities of our AI platforms.

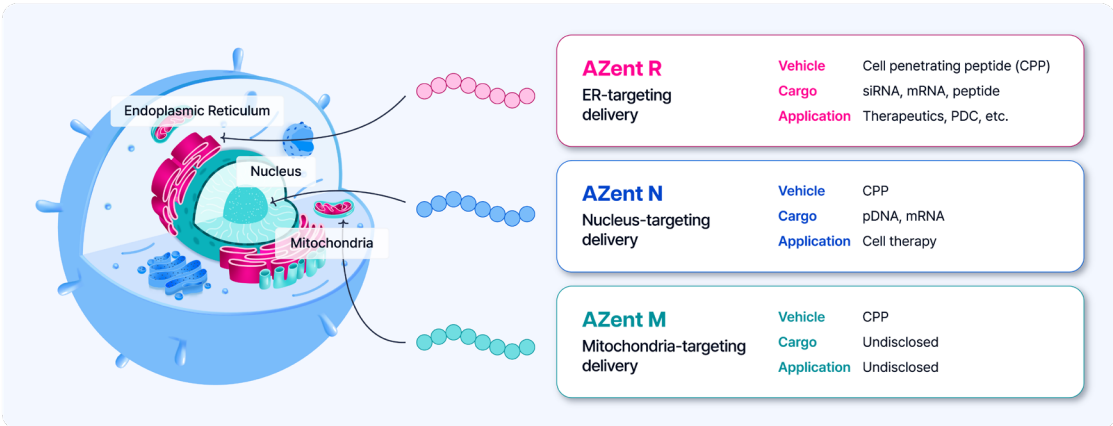
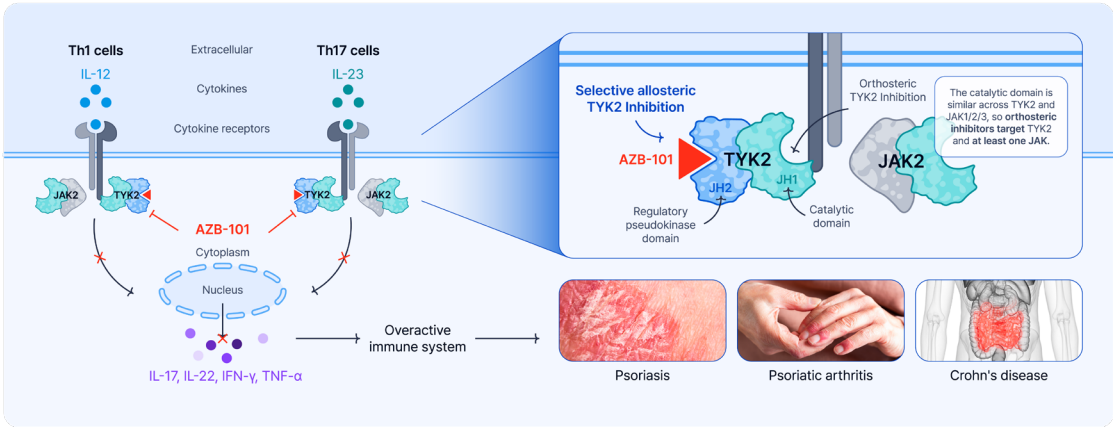
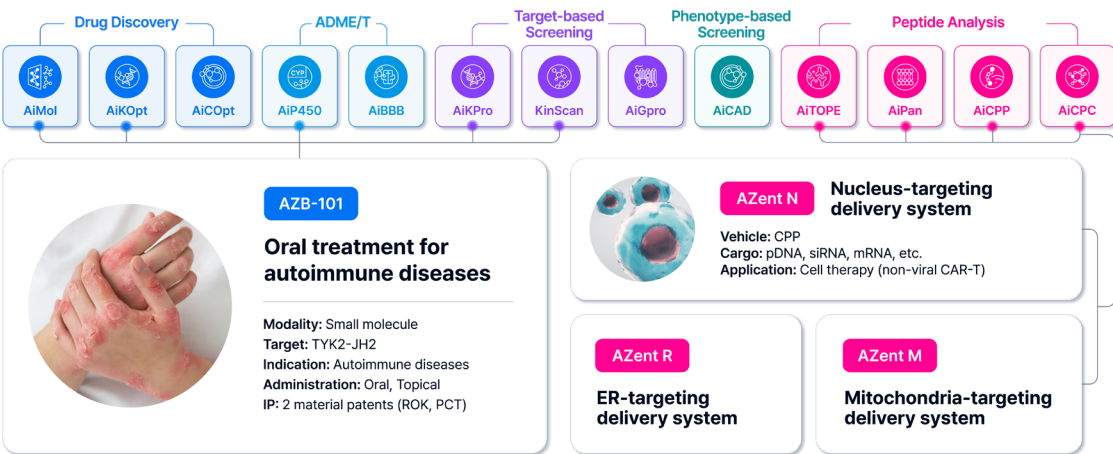
SPECIAL NOTE

AZothBio is continuously evolving its AI platforms to meet the dynamic needs of the global pharmaceutical industry. Our latest developments in the AI sector include:

AiGPro, a deep learning-based multitask model that predicts both agonist (EC₅₀) and antagonist (IC₅₀) bioactivities across 231 human GPCRs. With high predictive accuracy, AiGPro enables large-scale virtual screening and significantly accelerates GPCR-targeted drug development.

AiCPC, our newest platform, is designed to predict and optimize the membrane permeability of cyclic peptides—one of the most critical challenges in peptide drug development. Powered by graph neural networks, AiCPC offers atom-level insights and employs a monomer library for structure optimization, enabling the design of more bioavailable and effective peptide therapeutics.

Alongside our technological advancements, AZothBio is actively expanding into key global markets such as Japan and China, fostering strategic collaborations to deliver AI-powered drug discovery solutions on a global scale.





Calici

* Please send a meeting request
through business partnering system

ESTABLISHMENT	2020.10.08	WEBSITE URL	calici.co pharmaco-net.org
COUNTRY	Republic of Korea	E-MAIL	info@calici.co
CEO	Choi, Jae Mun		

COMPANY & SERVICE INTRODUCTION

Calici Inc. has developed Pharmaco-Net (<http://pharmaco-net.org>), an open AI platform for collaborative drug discovery, led by experts with over 20 years of experience in protein structure analysis. Designed as a global platform, Pharmaco-Net provides AI-powered solutions for efficient small molecule, peptide, and protein discovery based on structural biology. Currently, Pharmaco-Net serves diverse clients worldwide, including universities, national research institutes, and small to mid-sized pharmaceutical companies in South Korea, the United States, and Japan. Its applications extend beyond pharmaceuticals to natural product research, livestock, agriculture, and the cosmetics industry, offering a broad range of AI-driven solutions tailored to various scientific and commercial needs.

PRODUCT INTRODUCTION

1. Pharmaco-Net: AI-Driven Collaborative Drug Discovery Platform

Pharmaco-Net (www.pharmaco-net.org) is an AI-powered collaborative drug discovery platform designed to facilitate seamless cooperation among researchers, pharmaceutical companies, and academic institutions. Operating as a SaaS model, it has grown from 21 users at launch in June 2023 to 496 users in 2024, reaching TRL 7 with over 25 real-world drug discovery projects completed.

2. Overcoming AI Hallucination through Expert Collaboration

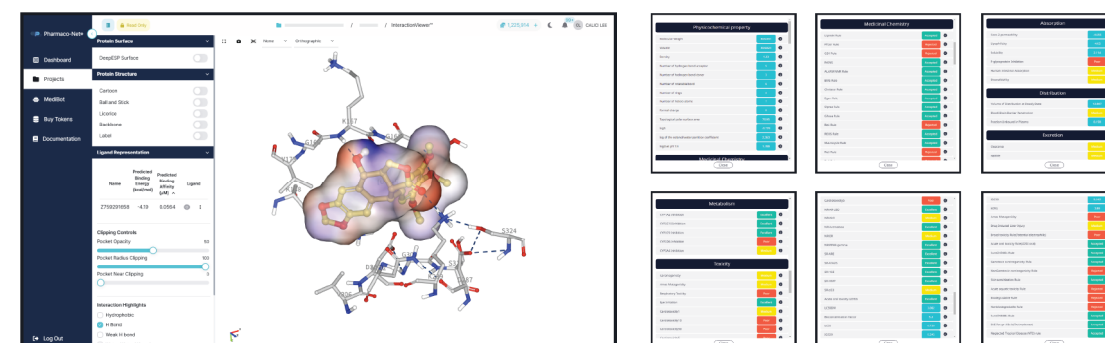
To address errors from AI models like AlphaFold3 and RF Diffusion, Pharmaco-Net integrates a Multi-Human-in-the-Loop system, leveraging protein structure experts to validate and refine AI-generated predictions. This ensures a more reliable and accurate drug development process.

3. Node-per-Model (NpM) – Cost-Effective AI Approach

Pharmaco-Net introduces the pharmaceutical industry's first Drag & Connect system, simplifying complex drug discovery tasks. Its modular AI model reduces training costs by 1 million times while enhancing efficiency and accuracy, offering a scalable, cost-effective solution (patented technology).

4. AI & Big Data Integration – 14,000x Efficiency Boost

By incorporating reinforcement learning-based exploration agents, Pharmaco-Net accelerates the screening of billions of compounds, reducing a 1,000-year computational challenge to just 25 days. Already deployed on dedicated servers at leading institutions, Pharmaco-Net is advancing its global expansion strategy to establish itself as the standard for AI-driven drug discovery.



CERTIFICATION

Venture Business Certification

Initially certified as a venture company in 2021, with recertification in 2024, reaffirming our status.

In-House Research Institute

Dedicated to the R&D of Pharmaco-Net, an AI-SaaS platform for drug discovery and functional compound identification.

Internationally Accredited Testing Institution (KTCC)

Achieved 86.36% binding pose prediction accuracy and 90.56% drug discovery accuracy, demonstrating technological excellence.

CORE IP

2022 – Registered Patent

Composition for Preventing or Treating Viral Infection Comprising Inhibitors of Helicase Activity based on Artificial Intelligence Algorithm

2023 – Registered Patent

A System for Discovering New Drug Candidates and A Computer Program that Implements a Platform for Discovering New Drug Candidates

2024 – Registered Patent

Multi-Instance GPU-based System for Drug Candidate Discovery
A Target Protein Structure based Candidate Discovery System Predicting Binding Affinity and Method of Operation Thereof

2025 – Registered Patent & Publication

ETV5 reduces androgen receptor expression and induces neural stem-like properties during neuroendocrine prostate cancer development(PNAS, March 2025) System for Discovery New Drug Candidate

INVESTMENT

Seed | \$205K
Bridge | \$205K
SAFE | \$342K

AREAS OF HOPE FOR COOPERATION

We welcome opportunities for Joint R&D, Licensing Out, and Strategic Partnerships based on our expertise in AI-driven drug discovery.

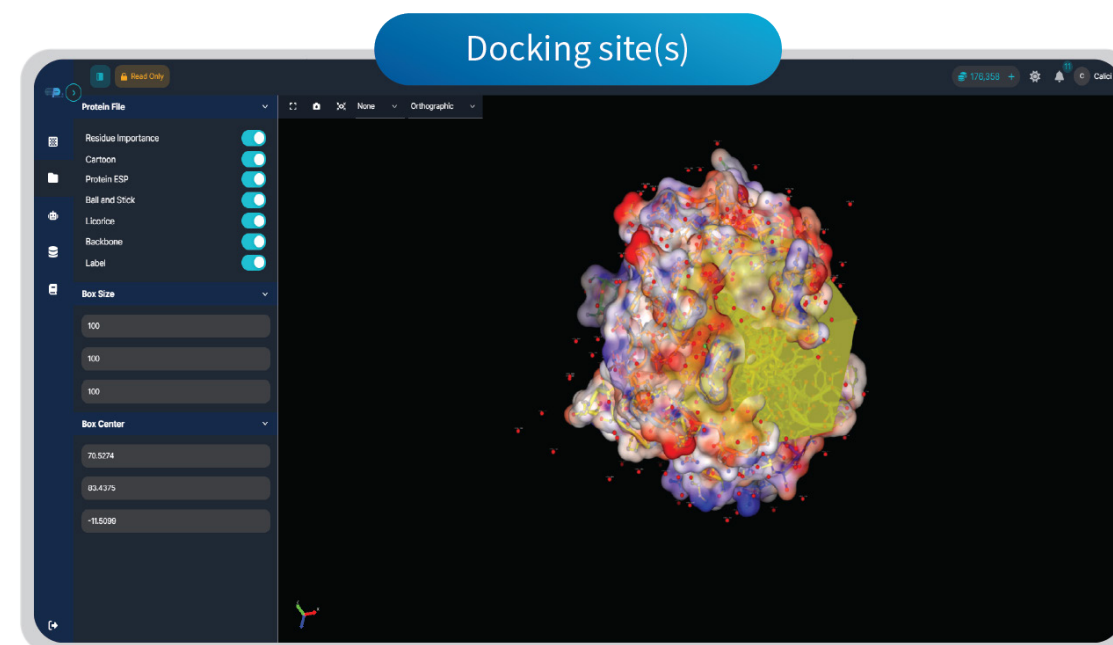
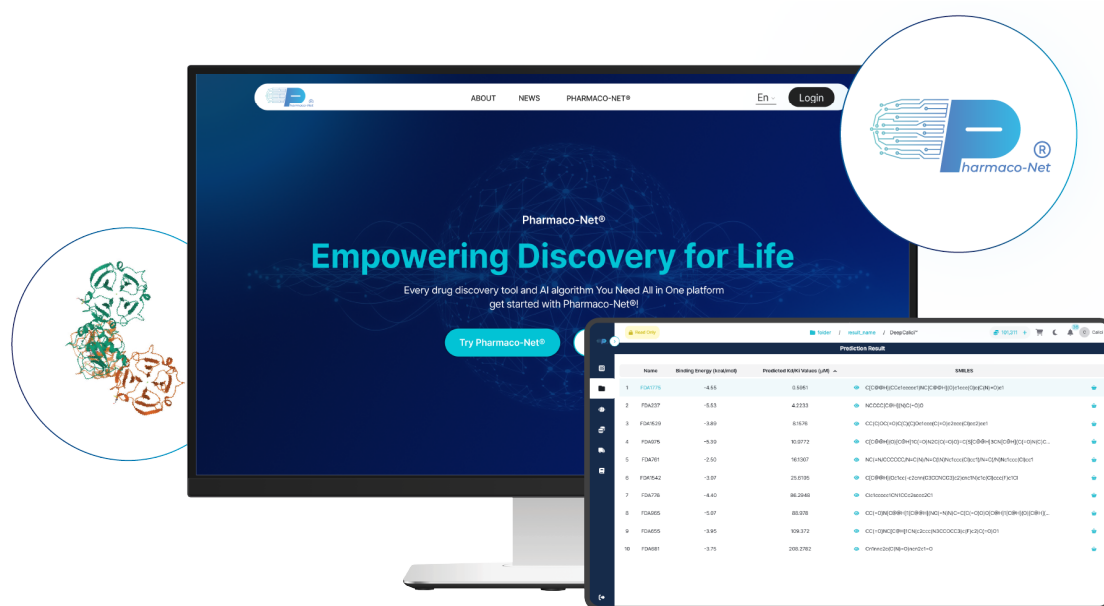
SPECIAL NOTE

Big Data for Drug Discovery: Largest compound libraries in Korea, including Enamine, Mcule, TargetMol
Hybrid Cloud Infrastructure: Minimizes data transfer, leverages GPU parallel processing, reducing costs and security risks.

Anti-COVID Drug Discovery: Identified a candidate twice as effective as Paxlovid, validated via double-blind studies, with clinical trials underway.

Methane Reduction Feed: Applied multi-target ligand technology with Chung-Ang University, successfully suppressing methane in livestock feed.

We seek a strategic partner for IND application and broader AI-driven drug discovery collaboration.



Kcal/mol · μ M values

Name	Binding Energy (kcal/mol)	Predicted Kd/Ki Values (μ M)	SMILES
1 FDA1775	-4.55	0.5951	<chem>C[C@H](C)C1CCCC1NC(C)C(=O)O</chem>
2 FDA237	-5.53	4.2233	<chem>NC(=O)C[C@H](N)C(=O)O</chem>
3 FDA1529	-3.89	8.1576	<chem>CC(C)OC(=O)C(C)C(=O)O</chem>
4 FDA975	-5.39		<chem>C[C@H](C)C(=O)O</chem>
5 FDA761	-2.50		<chem>C(C)N1CCCC1C(=O)O</chem>
6 FDA1542	-3.07		<chem>O)CC(F)C1C</chem>
7 FDA776	-4.40	86.2948	<chem>C1CCCC1CNC1CCCC1C</chem>
8 FDA965	5.07	66.976	<chem>CC(C)N(C)C(=O)O</chem>
9 FDA655	-3.95	109.372	<chem>CC(=O)NC(C)C1CCCC1C(=O)O</chem>
10 FDA681	-3.75	208.2782	<chem>Cn1nc2c(C)N(=O)ncn2c1=O</chem>



CONNEXT Co., Ltd.

* Please send a meeting request through business partnering system

ESTABLISHMENT

2017.10

WEBSITE URL

www.connexT.co.kr

COUNTRY

Republic of Korea

E-MAIL

sangho.lee@connexT.co.kr

CEO

Lee, Sangho

COMPANY & SERVICE INTRODUCTION

Founded in 2017, ConnexT is a clinical-stage biotechnology company spun-off from a government-funded research institute in South Korea. ConnexT's pipeline includes a recombinant TLR5 agonist for radiation-induced diseases (first-in-class), and recombinant collagenase for musculoskeletal diseases (best-in-class). ConnexT is expanding indications to cover a wide range of therapeutic areas and is seeking opportunities to collaborate with partners globally.

PRODUCT INTRODUCTION

CNT201 (recombinant Collagenase Clostridium Histolyticum)

CNT201 is an injectable recombinant collagenase in development for fibrotic conditions, particularly Dupuytren's contracture. It works by breaking down collagen cords that cause contractures, improving finger mobility. CNT201 offers a potential biobetter (better biosimilar) alternative to an existing injectable, with its better quality already established, though superior efficacy will be validated through upcoming clinical trials. The combined prevalence in the US and major European markets (EU5) is around 16 million patients. CNT201 targets a major unmet need, especially in European markets where only surgical options are available. ConnexT is aiming for early EU market access around 2027, utilizing early access program in some European countries. Phase 1 study for Dupuytren's contracture patients is currently underway in Australia, and expected to complete in H1 2025.

CNT101 (xempitrolimod, recombinant TLR5 agonist)

Innate immune activation by TLR5 agonists has been previously demonstrated to control inflammation and promote the regeneration of damaged tissues. ConnexT is developing a recombinant TLR5 agonist as a preventative therapeutic to limit the extent of downstream sequelae of radiation, such as acute radiation syndrome and acute graft vs. host disease (aGVHD). ConnexT has successfully completed a Phase 1 study involving healthy volunteers, and the IND application for Phase 1 in aGVHD has been granted approval by the Korea Ministry of Food and Drug Safety (MFDS). In addition to the cancer supportive care, CNT101's application is potentially expanded into the immuno-oncology field as evidenced by an animal study, where CNT101 in combination with anti-PD-1 treatment enhances anti-tumor response.

CERTIFICATION

Orphan Drug Designation for aGVHD treatment by the US FDA

Certified as a Technology Innovation Small and Medium Enterprise (Inno-Biz)

ISO 9001:2015 certified

INVESTMENT

Series A | 7.8 billion KRW

Series A Bridge | 5 billion KRW

Series B | 6 billion KRW

CLINICAL TRIAL

CNT201 (recombinant Collagenase)

- Dupuytren's Contracture Treatment Phase 1/2 IND approved (USA, Australia)
- Dupuytren's contracture Phase 1 clinical trial underway, and completion of the last dosing for the last patient expected in H1 2025

CNT101 (xempitrolimod, recombinant TLR5 agonist)

Acute Graft-Versus-Host Disease Phase 1 IND approved by MFDS

AREAS OF HOPE FOR COOPERATION

- Licensing-out (technologies, drugs under clinical trials, etc)
- Investment (in/out)
- Regulatory/market access



D&C BIOTECHNOLOGY Inc.

* Please send a meeting request through business partnering system

ESTABLISHMENT	2021.09	WEBSITE URL	www.dncbiotechnology.com
COUNTRY	Republic of Korea	E-MAIL	info@dncbiotech.com
CEO	SeongSu Park		

COMPANY & SERVICE INTRODUCTION

D&C Biotechnology Co., Ltd., established in September 2021, develops next-generation in vitro diagnostic medical devices to address global healthcare challenges through innovation. The company has introduced the Cup Type KIT and Flexible Type urine analyzer, which improve the safety, accuracy, and efficiency of urine testing while overcoming the limitations of traditional methods. These advanced solutions aim to provide a more convenient and reliable diagnostic environment for both healthcare professionals and patients.

By continuously researching and developing innovative diagnostic technologies, D&C Biotechnology enhances medical professionals' safety and efficiency while enabling early and precise disease detection. The company is committed to transforming urine testing practices worldwide and contributing to the advancement of global public health.

PRODUCT INTRODUCTION

[PRODUCT]

Simple Testing Process, High Accuracy

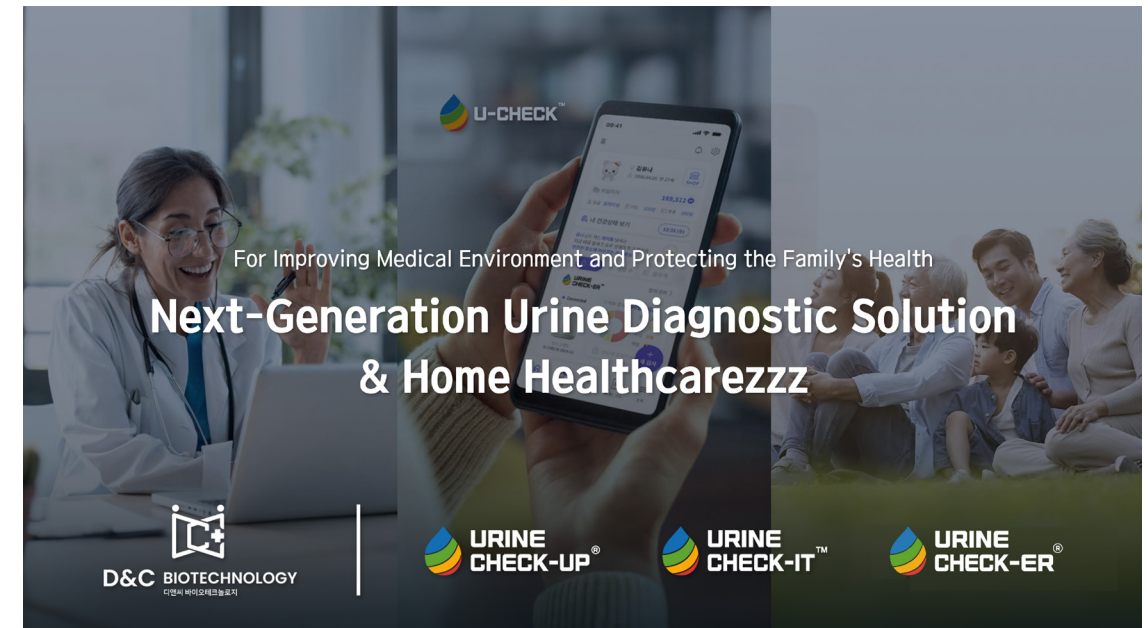
D&C Biotechnology offers innovative urine diagnostic solutions, including URINE CHECK-UP (a dedicated urine test cup kit), URINE CHECK-IT (a biochemical urine analyzer for medical institutions), and URINE CHECK-ER (a personal urine analyzer).

- The URINE CHECK-IT and URINE CHECK-ER devices are equipped with Flexible Optical Biosensor Technology, addressing key issues in conventional urine tests such as contamination, infection risks, complex procedures, and low accuracy. These devices enable a one-step testing process, significantly improving efficiency and reliability.

- With a Cup KIT-based system, users simply insert the collected sample into the device's insertion slot, and the test proceeds automatically.

[Key Differentiators]

- CUP Type Design eliminates direct contact with the sample, preventing contamination and secondary infection.
- Simplified Testing Process, reducing preparation steps from 8 to 1 for enhanced convenience.
- Advanced Optical Sensing Algorithm corrects reflectance, refractive index, and transmittance for improved precision.
- Flexible Optical Biosensor ensures optimal testing time based on the test parameters, enhancing accuracy.
- Automated Turbidity Analysis, replacing subjective visual inspection for greater objectivity and reliability.
- Expanded Interpretation Range, increasing evaluation criteria from 8-9 levels for more precise and quantitative results.



CERTIFICATION

New Excellent Technology (NET) Certification

KC Certification

ISO13485

ISO9001

Venture Business Certification

LICENSING

Medical Device Class 1 Certification

Medical Device Class 2 Certification

CORE IP

2023.11
Urine Testing Device and Method Using a Curved Test Strip

2018.09
Urine Test Kit and Analyzer

2024.02
Drug Candidate Discovery System – Registered

2024.09
Urine Analysis Device

2024.12
Portable Urine Analysis Device

INVESTMENT

SEED | \$340,000
PRE-A | \$680,000

AREAS OF HOPE FOR COOPERATION

Investment / Discussion on Rights / MOU

SPECIAL NOTE

Two-time CES Innovation Award Winner (2024 CES / 2025 CES)



Existing Urine Analyzer(Personal)



Next-generation Urine Analyzer



- 1-Step inspection process to help non-medical personnel with easy inspection
- Disease diagnosis and monitoring through an app with AI Doctor
- Examination accuracy equivalent to that of a medical institution urine analyzer
- Subsequent solution services through collaboration with healthcare providers

Existing Urine Analyzer(Medical)



Next-generation Urine Analyzer



SAFE & SMART

- Simplifying testing to improve healthcare waste
- Block the source of contamination/infection through Cup Type Urinalysis KIT
- Precision Analysis with Flexible Optical Biosensor

DR.NOAH
BIOTECH

DR.NOAH BIOTECH

* Please send a meeting request
through business partnering system

ESTABLISHMENT

2017.01

WEBSITE URL

www.drnoahbiotech.com

COUNTRY

Republic of Korea

E-MAIL

drnoah01@drnoahbiotech.com

CEO

Lee, Ji Hyun

COMPANY & SERVICE INTRODUCTION

[AI-based New Drug Combination development company]

DR.NOAH BIOTECH is AI based pharmaceutical company that development of innovative new drug combination usig DR.NOAH's Unique AI platform, ARK. Our technology involves creating new drug combination with novel indications by using existing commercially available. Our area of interest is rare diseases related to neuronal and muscular disorders, but is not limited to them. To advance drug development quickly and effectively, we are developing and utilizing ARK. We have proven the accuracy of ARK with successful development of our pipeline. We are collaborating with pharmaceutical companies (Daewon Pharmaceutical, SK Chemicals, and Amore pacific) for co-development, based on ARK platform.

PRODUCT INTRODUCTION

<Pipeline>

1) NDC-002:

- The treatment for stroke recovery with Neuroprotection effect and Neurogenesis promoting effect.
- Finished clinical trial phase 1 in the Korea.

2) NDC-011

- The ALS treatment with motor neuron protection effect and motor neuron generation promoting effect
- Granted ODD from the US FDA
- Approved IND for clinical trial phase 1 in US FDA and it will be started in early of 2025.

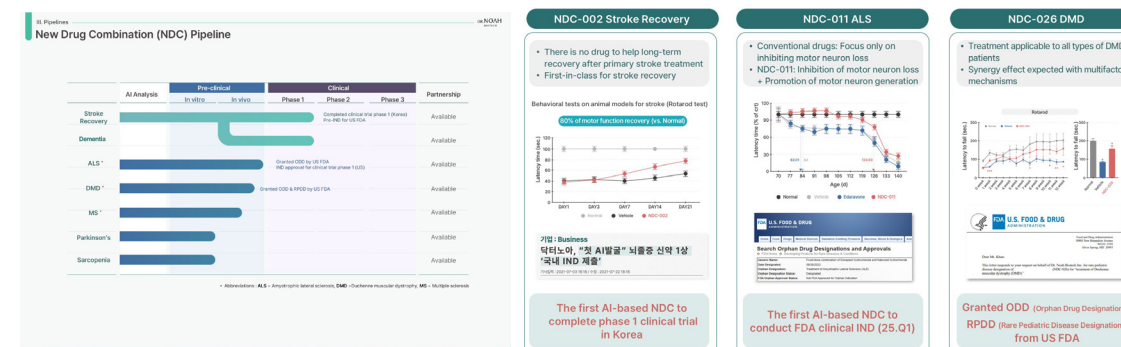
3) NDC-026

- The DMD treatment with muscle atrophy inhibition effect and myocyte differentiation promoting effect.
- Granted RPDD and ODD from US FDA.

<ARK: AI Solution for New Drug Development>

ARK consists of four AI analysis programs

- 1) CombiNet: System that predicts the efficacy of single drugs or new drug combinations.
- 2) VLab: System that predicts binding affinity using drug structures and protein structures.
- 3) NeuroRG: Rapid drug efficacy screening system connected with HTS equipments.
- 4) SF-Rx: System that predicts interaction that ma occure when combining or co-administering durgs.



CERTIFICATION

Certificate of Venture Business

Inno-Biz

Certificate of R&D center

LICENSING

NDC-011 Orphan Drug Designation (US FDA)

NDC-026 Orphan Drug Designation (US FDA)

NDC-026 Rare Pediatric Disease Designation (US FDA)

NDC-011 Clinical trial Phase 1 IND Approval (US FDA)

CORE IP

2021.01

NDC-002 : KR (Application), 8 Individual Countries (Application)

2022.02

NDC-011 KR (Application), 9 Individual Countries (Application)

2024.02

NDC-026 : KR (Registration), 2 Individual Countries (Application)

2021.06

SF-Rx (AI solution) : KR (Registration), US (Application)

2023.02

CombiNet (AI solution) : KR (Registration)

INVESTMENT

Series B | \$10M
Series A | \$4M

CLINICAL TRIAL

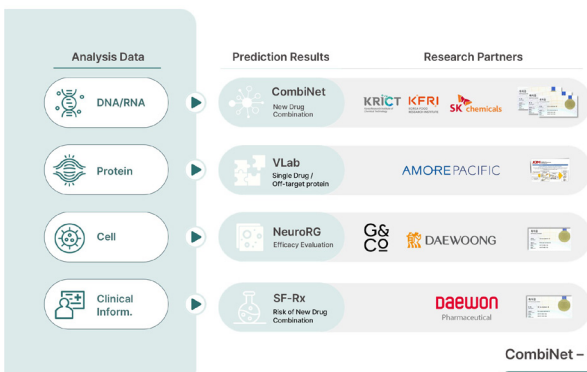
NDC-011 Clinical Trial Phase 1 in US (expected in 1st half of 2025)
NDC-002 Clinical Trial Phase 1 in Korea (Finished at 2023)

AREAS OF HOPE FOR COOPERATION

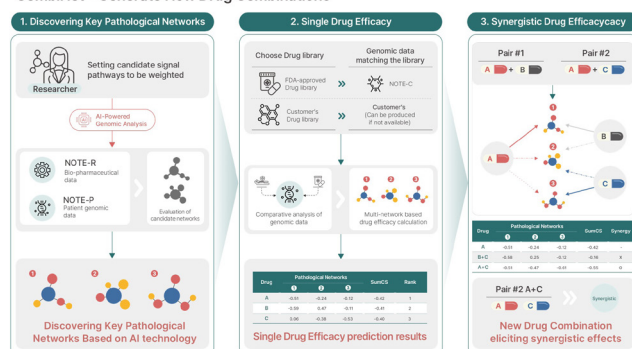
Joint R&D / Licensing Out / Investment /
We are actively seeking collaborative partners interested in our pipelines for licensing or collaboration, as well as those interested in utilizing our AI solutions to accelerate the drug discovery process. Our AI solutions can help you go from drug discovery to rapid screening. We also seeking investors to accelerate Clinical trial for NDC-011 and development of NDC-026.

SPECIAL NOTE

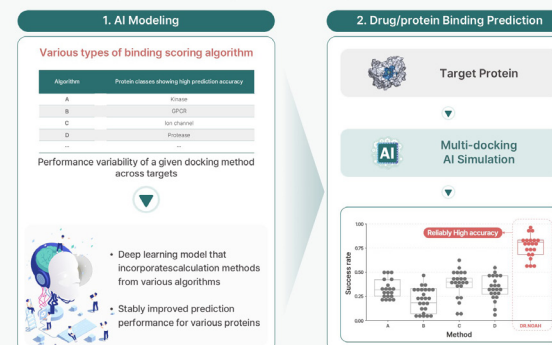
We are open to collaborations not only on our pipeline, but also on new drug development utilizing AI. Additionally, our AI can be applied to discovering cosmetic materials and functional food materials. If you have any further inquiries, please feel free to contact us.



CombiNet – Generate New Drug Combinations

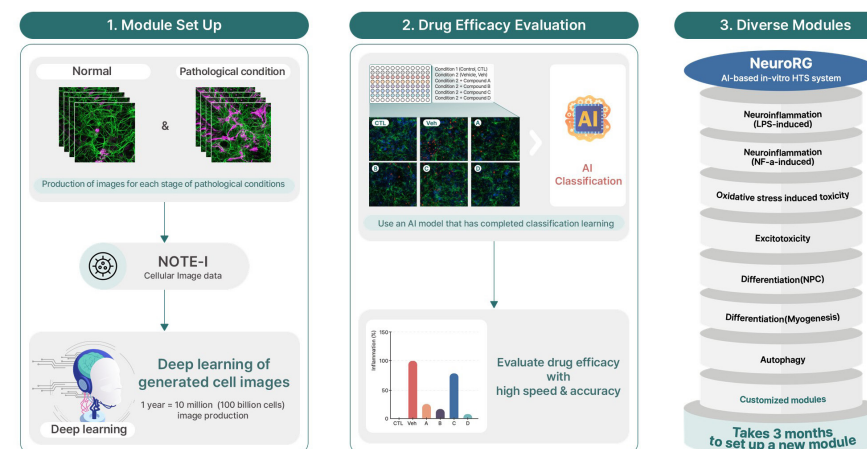


VLab – MOA prediction using Multi-docking Simulation

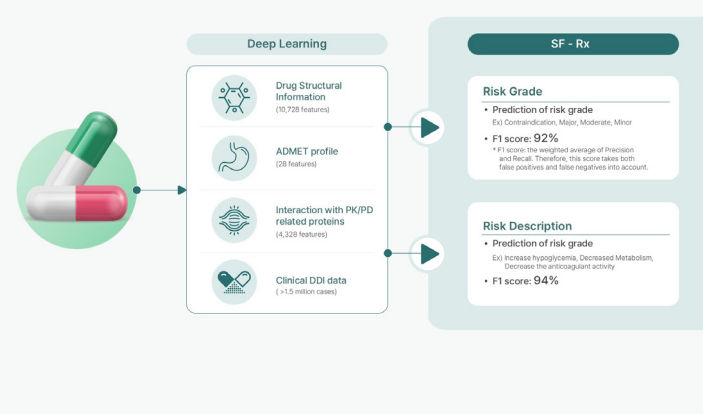


Both Docking/Reverse docking possible • Docking: Searching compounds to bind to proteins • Reverse docking: Searching off-target of compounds

NeuroRG – Cellular image-based High-Throughput Screening



SF-Rx –Predict the Clinical Risk of New Drug Combination





emocog

* Please send a meeting request through business partnering system

ESTABLISHMENT

2021.01

WEBSITE URL

emocog.com

COUNTRY

Republic of Korea

E-MAIL

contact@emocog.com

CEO

Noh Yoohun

COMPANY & SERVICE INTRODUCTION

Emocog builds an ecosystem that supports the entire patient journey, from dementia screening to diagnosis and treatment. To overcome the physical limitations of providing daily care for every patient, we offer an innovative solution leveraging digital technology.

Emocog is a digital therapeutics-based platform company that implements a home-based healthcare integration system, enabling the prevention, early diagnosis, and management of chronic diseases at home.

PRODUCT INTRODUCTION

< Cogscreen >

Cogscreen is an assessment tool designed to evaluate cognitive function, detect dementia risk, and identify individuals who require further screening. This advanced tool includes depression and Subjective Cognitive Decline (SCD) questionnaires and meticulously analyzes memory and executive function. Users can access the test anytime, anywhere with ease, and complete a 5-minute self-assessment using a user-friendly interface optimized for elderly individuals.

< Cogthera >

Cogthera is a software as a medical device for improving memory. By periodically monitoring the cognitive function of patients and providing customized cognitive training, it strengthens the brain's neural network and enhances cognitive reserve. Cogthera simplifies interaction through a minimalistic design and advanced voice commands, making it accessible for all, including the elderly.


< Easy Breath >

EasyBreath is a software-based medical device designed for patients requiring pulmonary rehabilitation due to chronic obstructive pulmonary disease (COPD), asthma, lung cancer, or bronchiectasis. By analyzing exercise data collected through pulmonary rehabilitation assessments, EasyBreath delivers personalized exercise prescriptions and enables real-time monitoring to support effective rehabilitation therapy.


< Easy Cough >

EasyCough is an electrically powered medical device designed to assist patients with impaired cough function. By utilizing positive and negative pressure, it effectively clears airway secretions, reducing respiratory complications. Ideal for patients with respiratory diseases, tracheostomy, or post-surgical recovery, EasyCough enhances mucus clearance and supports at-home respiratory care.

< Cogscreen >



< Cogthera >



< Easy Breath >



< Easy Cough >



CERTIFICATION

Designated as an innovative medical device for the digital cognitive therapeutic software 'Cogthera'

Designated as an innovative medical device for the digital Pulmonary rehabilitation therapeutic software 'Easy Breath'

Certified as a medical device for the cough-assist device 'EasyCough'

Certified by the Ministry of Health and Welfare as Innovative Medical Technology 'Easy Breath' 2024.06.27

LICENSING

2024.04.19

Approval obtained for the digital therapeutic device for pulmonary rehabilitation

CORE IP

2025.01

[Registered] Method for establishing training program of MCI patients and system thereof

2023.07

[Registered] Method and system for constructing training program for improving symptoms of mild cognitive impairment patient

2023.11

[Registered] Test method and apparatus for evaluating cognitive function decline

2021.06

[Registered] Lung Disease Remote Integrated Management System

2022.11

[Registered] Switching valve device for cough causing apparatus and cough causing apparatus using the same

INVESTMENT

Series B investment in 2024 | 15 million
Series A investment in 2022 | 10 million

CLINICAL TRIAL

Approval of a multi-site confirmatory clinical trial plan for a digital therapeutic device for mild cognitive impairment(2022.09)

Completion of a confirmatory clinical trial for a digital therapeutic device for mild cognitive impairment(2023.11)

Approval completed for a multi-site confirmatory clinical trial plan for a digital therapeutic device for pulmonary rehabilitation(2022.11)

Completion of a confirmatory clinical trial for a digital therapeutic device for pulmonary rehabilitation.(2023.11)

AREAS OF HOPE FOR COOPERATION

Product Technology Sharing



GI INNOVATION

* Please send a meeting request through business partnering system

ESTABLISHMENT

2017.07

WEBSITE URL

www.gi-innovation.com

COUNTRY

Republic of Korea

E-MAIL

jisoo.kim@gi-innovation.com

CEO

Myoung Ho Jang,
Jun Ho Hong

COMPANY & SERVICE INTRODUCTION

GI Innovation, a KOSDAQ-listed biotech, pioneers fusion protein drugs for cancer and allergies. Since 2017, it secured \$230 million through funding rounds, IPO, and licensing deals for preclinical and clinical assets. Leveraging global partnerships for rapid development, the leading programs under clinical trials include immuno-oncology assets GI-101A, subcutaneous form GI-102, anti-allergy asset GI-301, and metabolic immune-oncology asset GI-108 alongside other innovative programs under preclinical stage. The company specializes in the licensing-out (L/O) of novel drug candidates at the preclinical or early clinical stages.

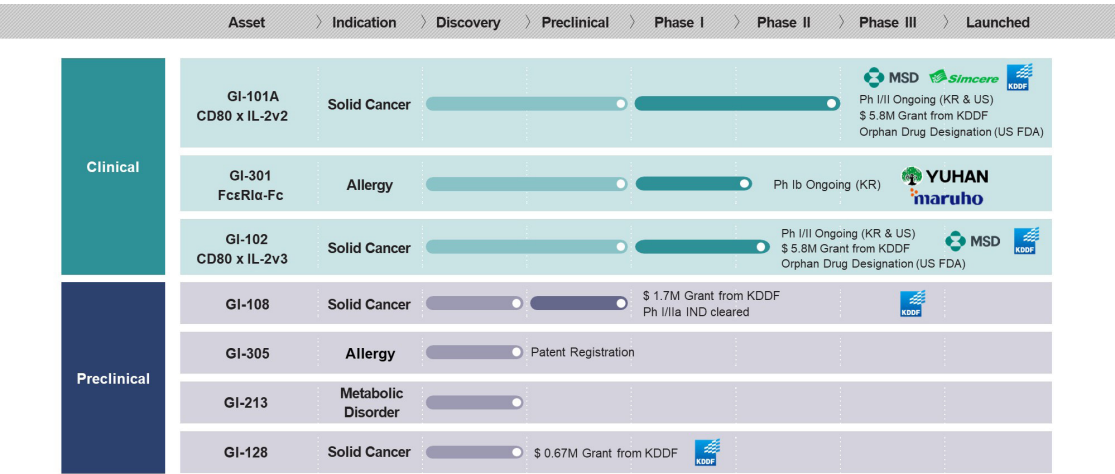
PRODUCT INTRODUCTION

Through its proprietary GI-SMART™ platform, a high-throughput screening system designed for the discovery and production of next-generation bispecific fusion proteins, the company enables one-stop early identification of bispecific fusion proteins with exceptional productivity and structural stability.

The company's pipeline, developed using this platform, consists exclusively of bispecific fusion proteins, including the immune-oncology therapeutics GI-101A and GI-102, as well as the metabolic immune-oncology agent GI-108. GI-101A and GI-102 are composed of the extracellular domain of CD80 and an IL-2 variant, making them the world's first first-in-class drugs capable of simultaneously exerting dual immunoactive effects: CTLA-4 inhibition and IL-2 receptor stimulation for T-cell activation. GI-108 is a novel drug combining an anti-CD73 antibody and an IL-2 variant, uniquely targeting both CD73 and IL-2 receptors.

The company is also developing GI-301, an anti-allergic treatment that acts as an IgE trap, effectively capturing IgE to suppress allergic reactions. It offers lower immunogenicity and greater safety than conventional anti-IgE antibodies and may also help prevent chronic idiopathic urticaria (CIU) by targeting mast cell-activating autoantibodies.

Alongside its pipeline development, the company is enhancing its clinical development capabilities to address unmet medical needs. It has established a strong business strategy by forming a global KOL advisory board, refining its clinical approach for emerging therapies (e.g., ADCs and cell therapies), and fostering open innovation through partnerships with domestic pharma and biotech firms.



CERTIFICATION

2024. 02
 GI-301 - Winner of the Technology Export Award at the 25th Korea New Drug Development Awards (KNDA)
2023. 01
 Selected as an Innovative Pharmaceutical Company
2021. 12
 Intellectual Property Management Certification
2021. 04
 ISO 27001 Certification
2020. 10
 GI-101 - Selected by the Ministry of Science and ICT as one of the 'Top 100 Outstanding National R&D Achievements of 2020'

LICENSING

2024. 06
 GI-102 - Designated as an Orphan Drug by the U.S. FDA for progressive and metastatic sarcoma
2023. 10
 GI-301 - Licensed out to Maruho (Japan region), total USD 221 million
2022. 10
 GI-101 - Designated as an Orphan Drug by the U.S. FDA for Merkel cell carcinoma
2020. 07
 GI-301 - Licensed out to Yuhan (Global except Japan), total KRW 1.4 trillion
2019. 11
 GI-101 - Licensed out to Simcere (Greater China region), total USD 790 million

CORE IP

- GI-101/102 Substance/Use
 Granted in 13 countries and under examination in 8 countries (US 16/959,312; 17/878,664; 17/878,703; 17/948,894)
- GI-101/102 Combination Therapy with Immune Checkpoint Inhibitors
 Granted in 6 countries and under examination in 15 countries (US 17/780,364; 18/176,934)
- GI-101/102 Combination Therapy with Anticancer Drugs
 Granted in 5 countries and under examination in 17 countries (US 17/911,891; 18/499,840)
- GI-301 Substance/Use
 Granted in 13 countries and under examination in 8 countries (US 16/958,861)
- GI-301 Combination Therapy with Probiotics
 Granted in 14 countries and under examination in 7 countries (US 16/959,016)

INVESTMENT

2023. 03 | IPO (KOSDAQ)
2021. 06 | Pre-IPO (KRW 160.3 billion)
2020. 03 | Series C (KRW 30.9 billion)

CLINICAL TRIAL

2024. 12
 An open-label, multicenter, dose escalation and expansion phase 1/2a study to evaluate the safety, tolerability and pharmacokinetics, and anti-tumor activity of GI-108, anti-CD73-IgG4 Fc-IL2v bispecific fusion protein, as a single agent, in patients with advanced or metastatic solid tumors
2024. 10
 (Investigator-initiated study) Phase 2a, open-label, multi-center study of GI-102 (CD80-IgG4 Fc-IL2v3) as a consolidation regimen in patients with relapsed/refractory diffuse large B-cell lymphoma following anti-CD19 chimeric antigen receptor T-cell therapy (CARNATION)
2023. 08
 (Investigator-initiated study) A phase 2, multi-center, open-label study to evaluate the safety, tolerability and efficacy of combination regimen of GI-101A and SL-T10 in patients with metastatic castration-resistant prostate cancer (mCRPC)
2023. 01
 (NCT05824975) A Study to Evaluate the Safety and Therapeutic Activity of GI-102 As a Single Agent and in Combination with Conventional Anti-cancer Drugs, Pembrolizumab or Trastuzumab Deruxtecan(T-DXd) in Patients with Advanced Solid Tumors (KEYNOTE-G08)
2021. 04
 (NCT04977453) GI-101 As a Single Agent or in Combination with Pembrolizumab, Lenvatinib or Local Radiotherapy in Advanced Solid Tumors

AREAS OF HOPE FOR COOPERATION

Licensing Out

SPECIAL NOTE

GI-101A and GI-102 are in Phase 1/2 clinical trials in South Korea and the U.S. GI-101A, tested as a monotherapy and with Keytruda®, has shown partial responses in pancreatic, renal, and bladder cancers during dose escalation. To accelerate progress, more pancreatic cancer patients are being recruited.

GI-102 targets solid and hematologic tumors. For solid tumors, trials have expanded to include subcutaneous monotherapy and combinations with Enhertu® and Keytruda®. In hematologic cancers, the CARNATION study is evaluating GI-102 as a CAR-T maintenance therapy for DLBCL across major hospitals in Korea.

GI-301, licensed to Yuhan Corporation, presented clinical results at AAAAI in Feb. 2025. GI-108 is set to enter Phase 1/2a trials in Q1. GI Innovation remains committed to advancing innovative treatments for patients worldwide.



HaplnScience Inc.

* Please send a meeting request through business partnering system

ESTABLISHMENT

2018.11

WEBSITE URL

www.haplnscience.com

COUNTRY

Republic of Korea

E-MAIL

hbchoi@haplnscience.com

CEO

Choi, Hakbae

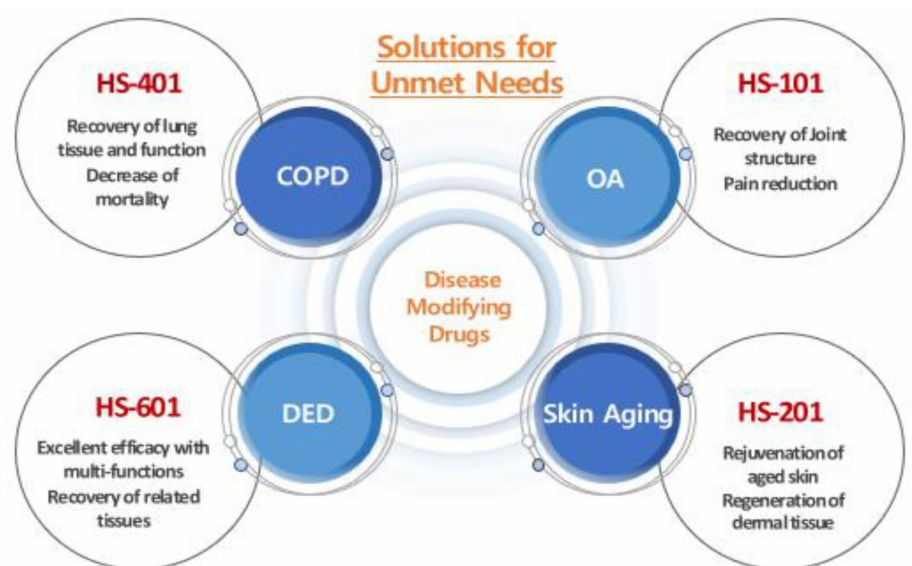
COMPANY & SERVICE INTRODUCTION

We, HaplnScience inc. is a bioventure established in November, 2018 with the aim to develop innovative therapies for age-related, intractable diseases and has been doing research to resolve the unmet needs in the target diseases. The leaders of the company are co-founders, Daekyong Kim, Chief Scientific Officer and Hakbae Choi, Chief Executive Officer. Daekyong Kim found a reverse cellular senescence protein and has been doing research for the mechanism of action and functions of the protein. He is an emeritus professor of ChungAng University. Hakbae Choi has specialties in product development planning, project management, business development, and management of bioventure and pharmaceutical company. He was CEO of Hankuk Kolmar and C&C Research Labs, a joint venture between Chugai and JW pharma.

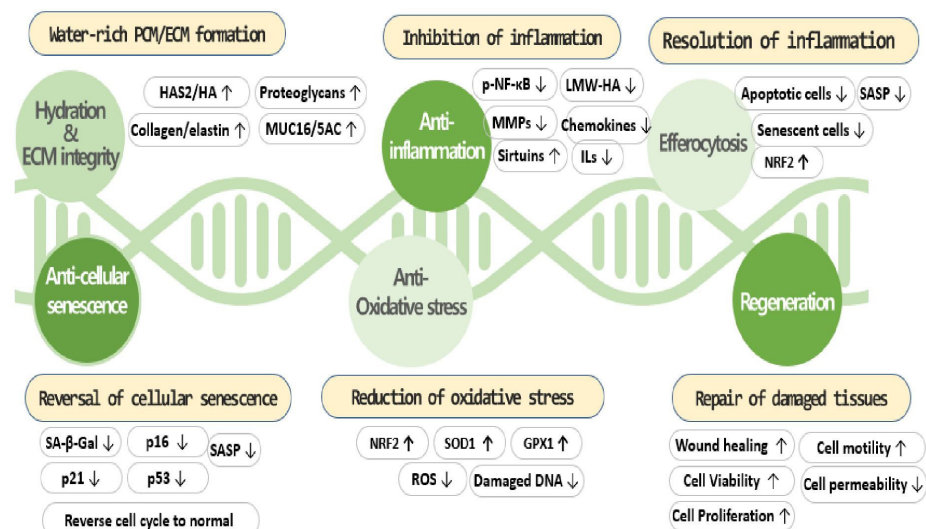
PRODUCT INTRODUCTION

- Our anti-aging research started with parabiosis studies between young and old mice. Three weeks after the parabiosis operation, we could find that old mice skin paired with young mice were rejuvenated with the increase of dermal thickness. Through the aptamer based proteome analysis, we could discover that HAPLN1 plays the most critical role in rejuvenation of aged skin. HAPLN1(Hyaluronan and Proteoglycan Link Protein1) is an endogenous glycoprotein widely present in the extracellular matrix (ECM) and binds proteoglycan to hyaluronan chain, strengthens the integrity of ECM. We are the first research group to discover HAPLN1's function as a rejuvenation factor and published an article at Matrix Biology. The title is "HAPLN1- A novel signaling molecule for rejuvenating aged skin". Hapln1 plays a key role in forming strong aggregates, which can fabricate water rich pericellular matrix, and thereby transduce rejuvenation related signals via CD44 and TGFβR. We found HAPLN1 modulate CD44 signaling and TGFβ signaling and disclosed multiple functions of rhHAPLN1 including reversal of cellular senescence, reduction of oxidative stress, increase of efferocytosis, regeneration, inhibition of inflammation, and formation of water rich pericellular matrix. These multi functions are related to pathogenesis of age-related, chronic intractable diseases and required for the treatment of the diseases. We develop disease modifying drugs for COPD, Osteoarthritis, Dry eye disease, and Skin aging. We have finished the non clinical studies of HS-401(COPD), HS-101(Osteoarthritis) and are preparing the non clinical studies of HS-601(Dry eye disease), HS-201(Skin aging).

Pipeline of HapInScience Inc.



Multiple Function of rhHAPLN1



CERTIFICATION

Certificate of Venture Business

Corporate Research Institute

CORE IP

2025-03-01

Registered in US, Composition for treating pulmonary disease comprising HAPLN1

2023-08-01

Registered in EP, Composition for treating pulmonary disease comprising HAPLN1

2022-01-01

Registered in US, Composition for cartilage regeneration comprising HAPLN1

2021-12-01

Registered in US, Composition for preventing and treating skin aging comprising HAPLN1

2024-02-01

Registered in Korea, Composition for treating dry eye disease comprising HAPLN1

INVESTMENT

Series A \$8M | \$7M

Series B \$20M | \$17M

CLINICAL TRIAL

HS-401, COPD

Preparation of IND for First in Human Ph 1 study

AREAS OF HOPE FOR COOPERATION

Joint R&D / Licensing Out, / Investment /

We are looking for a strategic partner for IND application.

SPECIAL NOTE

COPD research team of Johns Hopkins University has confirmed the regeneration of COPD patients' lung tissues and we have confirmed the recovery of cell cycle with COPD patient's senescent lung fibroblast.



* Please send a meeting request through business partnering system

ESTABLISHMENT	2016.12.01	WEBSITE URL	www.haiiglobal.com
COUNTRY	Republic of Korea	E-MAIL	business@haii.io
CEO	Jinwoo Kim		

COMPANY & SERVICE INTRODUCTION

HAI Corp. is a pioneering digital health company specializing in AI-driven digital biomarkers and digital therapeutics (DTx). Our technology leverages smartphones to deliver accurate, non-invasive health assessments for cognitive function, mental health, and speech disorders.

Our flagship solutions include:

- Alzguard – AI-powered early detection and monitoring for Alzheimer's disease
- Repeech – A digital speech therapy solution for stroke rehabilitation
- Mind Check (Anzielax-D) – Mental health monitoring using HRV and voice analysis
- Anzielax-T – A real-time stress and cognitive load assessment tool for individual and workplace mental wellness

HAI collaborates with global institutions, including Mass General Brigham (MGH), Yonsei University, and pharmaceutical leaders, to advance digital health solutions.

PRODUCT INTRODUCTION

HAI's digital biomarker technology integrates AI, smartphone sensors, and real-world data to transform early disease detection, treatment monitoring, and patient engagement.

Key Products & Technologies:

- Alzguard: AI-driven cognitive assessment tool for detecting Alzheimer's and dementia via smartphone-based eye-tracking, keystroke dynamics, and speech analysis.
- Repeech: A digital speech therapy solution for stroke survivors with speech impairments, validated by clinical research.
- Mind Check (Anzielax-D): A mental health assessment tool using HRV and voice biomarkers to evaluate stress, depression, and anxiety levels.
- Anzielax-T: A cognitive load and stress assessment tool designed for individual mental wellness and workplace wellness programs.

CERTIFICATION

GMP

ISO 27001

Public Procurement Service (PPS) Innovative Product

Hi-Seoul Certified Company

LICENSING

Korea Medical Institute (Ongoing)
Licensing Out for Mind Check (Anzielax-D)

Eisai Korea (2020~2025)
Licensing Out for Alzguard for 5 Years

LG H&H (Ongoing)
Licensing Out for Mind Check (Anzielax-D)

Suncheon City (Ongoing)
Licensing Out for Alzguard

Texas Tech University (Ongoing)
Licensing Out for Alzguard

CORE IP

2022.10.18.
Technique of Identifying Dementia

2023.01.06.
A Technique for Acquiring Voice Data Which is Digital Biomarker Data for Dementia Identification

2023.01.06.
Technique for Identifying Dementia Based on Voice Data

2023.05.26.
Method and Device for Evaluating Dysarthria

INVESTMENT

Series A (2020) | \$2.75M
Series B (2022) | \$5.18M

CLINICAL TRIAL

December 2022 -
K-FDA Class II Medical Device Clearance

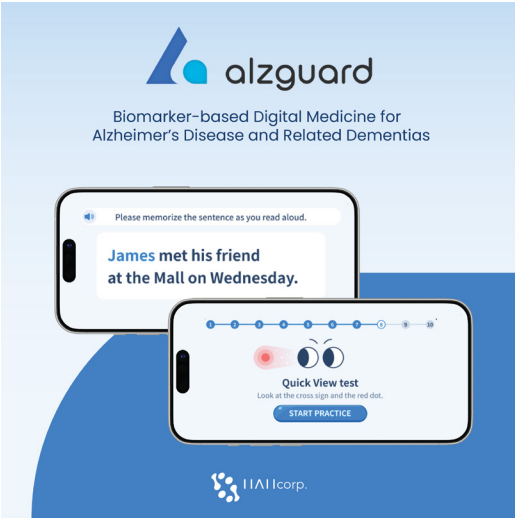
January 2024 -
FDA 510(k) Clearance

AREAS OF HOPE FOR COOPERATION

- Joint R&D Partnerships with Hospitals & Universities
- Technology Licensing for Digital Biomarkers
- Investment & Strategic Partnerships for Global Expansion
- Regulatory & Clinical Trial Collaboration in the US & EU
- Corporate Wellness & Preventive Healthcare Integration

SPECIAL NOTE

HAI is committed to expanding AI-powered healthcare solutions globally, with an emphasis on early disease detection, digital therapeutics, and real-world evidence (RWE). We welcome partnerships with hospitals, research institutions, and digital health companies to drive the next wave of AI-driven precision healthcare.





HITS Inc.

* Please send a meeting request through business partnering system

ESTABLISHMENT

2020.05

WEBSITE URL

<https://hits.ai/>

COUNTRY

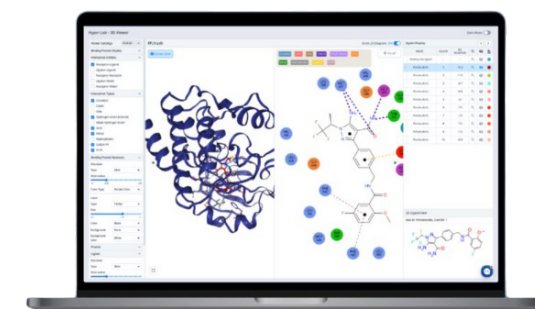
Republic of Korea

E-MAIL

arman@hits.ai

CEO

Wooyoun, Kim



COMPANY & SERVICE INTRODUCTION

HITS Inc. is revolutionizing traditional drug discovery with AI, empowering global pharmaceutical companies to accelerate innovation and bring new treatments to market faster.

At the core of our technology is a patent-backed, physics-based deep learning model powering HyperLab—the first all-in-one AI platform for early-stage drug discovery. Designed for accuracy and ease of use, HyperLab streamlines every step of HIT discovery, reducing time, costs, and complexity.

Composed of experts in artificial intelligence, computer-aided drug design (CADD), and drug development, HITS has earned the trust of leading pharmaceutical companies worldwide—setting a new standard for AI-driven drug discovery.

PRODUCT INTRODUCTION

HyperLab: The Most Intuitive, All-in-One AI Drug Discovery Platform

HITS' flagship platform HyperLab is the first truly all-in-one AI-powered web solution designed to accelerate the identification and optimization of new drug candidates.

Unlike traditional computational tools that require coding expertise or multiple disconnected solutions, HyperLab provides a seamless, intuitive environment that integrates molecular docking, virtual screening, ADME/T prediction, and drug design—all in one platform.

Advanced AI for Real-World Drug Discovery

Powered by peer-reviewed, patent-backed AI models, HyperLab blends deep learning with physics-informed methodologies, ensuring high accuracy and real-world applicability. Since 2018, our core technology has resulted in over 1000 citations and been verified through 30+ successful collaborations with leading global pharmaceutical companies, universities, and esteemed research institutes.

With its user-friendly web-based interface, HyperLab enables researchers—regardless of CADD expertise—to harness AI-driven insights, making drug discovery more efficient, accurate, and accessible than ever before.

CERTIFICATION

2023

Winner of the 7th Digital Future Innovation Award – Awarded by the Korea Startup Promotion Agency

2022

Certified Supplier for the AI Voucher Support Program

2022

Certified Supplier for the Data Voucher Support Program

2022

Selected as one of Korea's Top 100 AI Startups

2021

Winner of "Challenge! K-Startup 2021" – Awarded by the Korean Intellectual Property Office

CORE IP

2022.04.

Publication: "PIGNet: a physics-informed deep learning model toward generalized drug-target interaction predictions" (Chemical Science, 2022)

2020.07.

Publication: "Molecular generative model based on adversarially regularized autoencoder" (Journal of Chemical Information and Modeling, 2020)

2020.02.

Publication: "Scaffold-based molecular design with graph generative model" (Chemical Science, 2020)

2019.10.

Publication: "A Bayesian graph convolutional network for reliable prediction of molecular properties with uncertainty quantification" (Chemical Science, 2019)

2018.06.

Publication: "Molecular generative model with conditional variational autoencoder" (Journal of Cheminformatics, 2018)

INVESTMENT

Bridge Funding (2024)		\$4M
Series A (2021)		\$5M
Seed Funding (2020)		

AREAS OF HOPE FOR COOPERATION

We are looking to support global pharmaceutical and biotech companies in accelerating their drug discovery timelines by offering subscriptions to our AI-powered platform, HyperLab. We also welcome strategic partnerships, investments, and M&A opportunities with leading pharmaceutical companies to further expand our impact in the industry.

SPECIAL NOTE

HyperLab has been leveraged by 750+ researchers across 30+ countries, including leading organizations such as LG Chem and MD Anderson Cancer Center. Our AI-powered platform has demonstrated its ability to increase drug discovery efficiency by over 70%, helping scientists accelerate breakthroughs and reduce development costs.



Inventage Lab Inc.

* Please send a meeting request through business partnering system

ESTABLISHMENT	2015.05.14.	WEBSITE URL	www.inventagelab.com
COUNTRY	Republic of Korea	E-MAIL	contact@inventagelab.com
CEO	Juhee Kim		

COMPANY & SERVICE INTRODUCTION

Inventage Lab (KOSDAQ:389470) is a clinical-stage biopharmaceutical company specializing in Drug Delivery Systems (DDS). The company has two core platforms:

- IVL-DrugFluidic® – A microsphere-based long-acting injectable (LAI) platform
- IVL-GeneFluidic® – A lipid nanoparticle (LNP) platform utilizing a microfluidic manufacturing system

In addition to developing proprietary technologies, we provide services and offer our HANDYGENE™ Series—a line of LNP manufacturing equipment available in Lab, GMP, and Commercial scales.

#Microfluidics #DDS #Platform technology #LAI #IVL-DrugFluidic® #Clinical stage #Joint development #Licensing #Drug re-positioning #LNP #IVL-GeneFluidic® #HANDYGENE

PRODUCT INTRODUCTION

<IVL-DrugFluidic®>

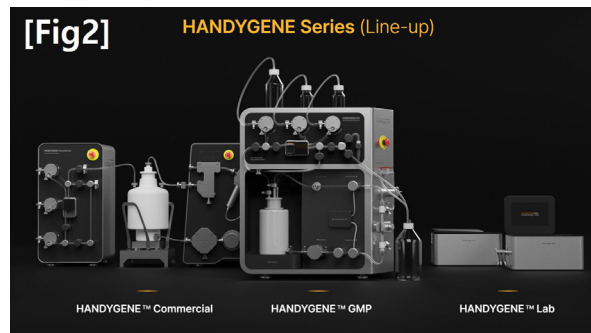

- This platform enables the production of high-quality long-acting injectable formulations by eliminating initial burst and ensuring the mass production of uniform microspheres[Fig1]. It has been successfully applied to veterinary medicine and clinical trials for androgenic alopecia, dementia, and addiction treatments. The platform also supports drug re-discovery and partnerships for novel drug formulations with global pharmaceutical companies.

<IVL-GeneFluidic®>

- Harnessing our HANDYGENE™ system, this platform focuses on developing lipid nanoparticles (LNPs) for vaccines and gene therapies. Inventage Lab also offers services, including LNP formulation and non-clinical and clinical sample production, while diversifying its business through selling and subscribing to its LNP manufacturing equipment. [Fig2]

<HANDYGENE™ Series>

- Please contact us for Demo and quotation
- HANDYGENE™ Lab : Launched in 2025
- HANDYGENE™ GMP : Launched in 2024



CERTIFICATION

lab, and commercial scales
 INNOBIZ Certificate (23.11-26.11)
 Women-Owned Business Certificate (23.05-26.05)
 Venture Business Certificate (24.11-27.11)
 SME (Small and Medium Enterprise) Certificate (24.04-)
 Certificate of Company-Affiliated Research Institute (IFC) (24.09-)
 Certificate of Company-Affiliated Research Institute (IPC) (24.09-)
 CE Mark Acquired (2024) HANDYGENE™ GMP
 KVGMP Certificate for Veterinary Medicinal Products (2024)
 GMP Certificate for Medical Devices (2024)

LICENSING

License-out Agreement
 with Daewoong pharmaceuticlas for Androgenic alopecia LAI pipeline
 License-out Agreement
 with Global Partner (Undisclosed) for Animal drug LAI pipeline
 License-out Agreement
 with Chong Kun Dang for Dementia LAI pipeline
 JD Agreement
 with Yuhan for DM/Obesity LAI pipeline
 JD Agreement
 with Boehringer Ingelheim

CORE IP

2020.04
 US Patent Registration (10632442)
 Optimization of the designing of apparatus and processes for mass production of monodisperse biodegradable polymer-based microspheres and biodegradable polymer-based drug delivery systems
 2020.11
 US Patent Registration (10843159)
 Apparatus for a mass production of monodisperse biodegradable polymer-based microspheres and a multi-channel forming device incorporatable therein
 2020.02.
 US Patent Registration (10-2431191)
 Microsphere manufacturing apparatus and method of manufacturing microsphere
 2019.10.
 US Patent Registration (10-249242)
 Lipid nanoparticles manufacturing Chip, Lipid nanoparticles manufacturing System having the same, and Lipid nanoparticles manufacturing method
 2018.06.
 US Patent Registration (10-2674242)
 Lipid nanoparticles manufacturing Chip, Lipid nanoparticles manufacturing System having the same, and Lipid nanoparticles manufacturing method

CLINICAL TRIAL

IVL3001(Androgenic Alopecia 1-Month LAI)
 Phase 1/2a completed in Australia; Phase 2 preparation in Korea
 IVL3003(Dementia 1-Month LAI)
 Phase 1/2a ongoing in Australia
 IVL3004(Opioid addiction 1-Month LAI)
 Phase 1 ongoing in Australia
 IVL4001(Rheumatoid Arthritis 1-Month LAI)
 Phase 1 ongoing in Australia
 IVL4002(Multiple Sclerosis, 1-Month LAI)
 Phase 1 ongoing in Australia, Orphan Drug Designated (MFDS)

AREAS OF HOPE FOR COOPERATION

Partnering strategy / collaborations:
 1. Out-licensing of in-house LAI(Long-Acting Injectables) pipelines
 2. Co-development of LAI products: NCE and peptides into IVL-DrugFluidic platform technology
 3. Formulation studies & preclinical/clinical LNP samples manufacturing (LNP CDMO Services)
 4. Sales for the LNP manufacturing equipment, HANDYGENE™ Series

SPECIAL NOTE

Inventage Lab and Quratis – Partnering for Innovation and Excellence

Inventage Lab has acquired management rights of Quratis to secure a GMP- compliant manufacturing facility and enhance its business capabilities. Quratis specializes in tuberculosis and mRNA vaccines and provides CDMO services.

The Quratis Osong Bio Plant, a GMP-certified facility with an annual capacity up to 50 million vials, will serve as the foundation for Inventage Lab's commercial production of IVL-DrugFluidic® long-acting injectables by 2025.

This strategic move is expected to accelerate clinical trial production for collaborative projects with global pharmaceutical companies and Korean top-tier firms, while also establishing a robust manufacturing base for commercialization. It further reinforces, Inventage Lab's competitive edge in global and domestic partnerships.

Quratis CMO / CDMO Service

KGMP certified (cGMP- and EU-GMP-compliant) facilities offering customized end-to-end services for new drug development.

CDMO Services and GMP Manufacturing Products

Drug Substance (DS) - Proteins, peptides, enzymes, microbiomes, DNA, RNA, and other microorganism-based APIs.
 Drug Product (DP) - Sterile injectable vials in liquid and lyophilized (freeze-dried) formulations.



Expertise

Extensive expertise in vaccines and immunology /infectious disease area

Safety

Facilities and operational systems compliant with GMP standards

Capability

End-to-end services covering R&D, process development, manufacturing, and quality control

Cost-Effective

Saving clients' effort, time, and costs

www.quratis.com



K-BioCELLF Inc.

* Please send a meeting request through business partnering system

ESTABLISHMENT

2019.03.15

WEBSITE URL

www.k-biocelf.com

COUNTRY

Republic of Korea

E-MAIL

rosa77@k-biocelf.com

CEO

Oh, MyungRyurl

COMPANY & SERVICE INTRODUCTION

K-BioCELLF Inc. is a bio-venture company focused on AI-driven bioprocess robotic systems, integrating advanced technologies derived from new drug development, in vitro diagnostics, and automated bioprocess systems.

The product line up is CELF™ System (Advanced Biopharmaceuticals Production, Bioink and Cultured Meat Production Equipment), CELP™ System (Artificial Skin Model Production Equipment), and Other Devices. Through our initiatives, we're at the forefront of revolutionizing healthcare, leveraging automation to enhance efficiency and effectiveness in diagnostics and treatment. We aim to build an overseas bio process (i.e biopharmaceutical/Bioink/Cultured meat) manufacturing hub utilizing cutting-edge automation technology and grow together with various Bio companies.

PRODUCT INTRODUCTION

[Product I. CELF™ System]

Equipment tailored for advanced biopharmaceutical production, bioink, and cultured meat manufacturing.

- Enables automated cell culture for bioink, advanced biopharmaceuticals (immune cells, stem cells, CGT, organoids), and cultured meat.
- **Fully Automated System** : Covers entire processes from vessel coating and medium replacement to cell harvesting.
- **Mass Production & Scalability** : Modular design allows expansion (e.g., CO₂ incubator, centrifuge, microscope, vision systems).
- **Versatile Cell Culture** : Suitable for adherent and suspension cells, cancer cells, and stem cells.
- **Automatic Dispensing System** : Compatible with various protocols, including medium, enzyme, and cell dispensing.
- **Standardized Processes** : COptimized for R&D and industrial-scale production.

[Product II. CELP™ System]

Automated production systems specifically designed for artificial skin and organoid 3D bio-printing.

- **Fully Automated System** : Capable of dispensing up to 40 plates simultaneously, with optional automated incubation.
- **Mass Production** : Capable of producing 240 to 960 units at once.
- **Temperature Control System** : Maintains optimal temperatures throughout dispensing and culturing processes.
- **Precision Dispensing** : Ensures consistent temperature maintenance for dispensing medium, matrix (collagen/matrigel), and cells.
- **Standardized Processes** : Ideal for R&D and biopharmaceutical CRO applications.

CELF™ System



CELP™ System



CERTIFICATION

ISO13485:2016
GMP

LICENSING

CE (CELP™ System)
CE (CELF™ BR NS System)
CE (CELB ACE™ System)
CB (CELB ACE™ System)
In vitro diagnostic medical device manufacturing license (체외 제 7116호)

CORE IP

2020-08-27
Registered (제 10-2151036 호)

2020-08-27
Registered (제 10-2151071 호)

2020-10-16
Registered (제 10-2168826 호)

2021-12-06
Registered (제 10-2337372 호)

2021-12-06
Registered (제 10-2385077 호)

INVESTMENT

Series A \$7M (2025 2Q) | Investment plan for 2Q
Pre A \$1.2M (2020 & 2021) |

CLINICAL TRIAL

MDCTC-21-019
K Dx-SiPLEX Fast One Step RT-PCR Kit (IVD class 3)

MDCTC-20-046
K Dx-SARS-CoV-2(SM) RT-PCR Kit (IVD class 3)

AREAS OF HOPE FOR COOPERATION

Investment & Licensing Out

SPECIAL NOTE

To accelerate the realization of our vision, we are actively seeking strategic partnerships with key stakeholders across the industry :

- **Investment Partners** : We welcome investors operating funds in materials, components, and equipment who share our belief in the transformative potential of AI-powered bioprocessing.
- **Therapeutic Collaboration** : We seek to collaborate with companies engaged in the development of immune cell and stem cell therapies, where our CELF™ System can support scalable and standardized manufacturing.
- **Cell Banking Partnerships** : Our automated platforms are ideally suited to streamline operations and enhance quality control in cell banking.
- **Artificial Skin and Organoid Developers** : We are open to co-developing workflows using our CELP™ System to support high-throughput, reproducible production of skin models and organoids.
- **Technology Transfer Opportunities** : For non-core automation equipment, we are open to technology transfer discussions to maximize the application of our innovations across broader fields.

Through these collaborative efforts, we aim to foster long-term value creation and technical advancement within the global biotechnology ecosystem.



* Please send a meeting request through business partnering system

CEO YONG SUK NAM,
JU HYUN NAM

KogeneBiotech, established in 2000, is a research and development company that pioneered the field of molecular diagnostics in Korea by developing and commercializing the country's first Real-time PCR assay kits. Over the past 25 years, we have developed over 2,000 diagnostic reagents for various fields such as infectious diseases, animal diseases, and food safety. By proactively developing and providing innovative testing methods and products needed by national institutions, we have contributed to the establishment of Korea's national standard testing system. Our core value is to deliver a "Total Molecular Diagnostic Solution," including automated nucleic acid extraction systems, PCR reagents and equipment, result interpretation tools, and on-site technical support to meet customer needs

- Developed and supplied Korea's first diagnostic kit for the pandemic Influenza A/(H1N1) pdm09 virus (2009) to the Korea Disease Control and Prevention Agency (KCDC).
- Obtained Korea's first Emergency Use Authorizations (EUA) for diagnostic kits for MERS (2016) and COVID-19 (2020).
- Supplied COVID-19 variant diagnostic kits as the only company in Korea to pass efficacy evaluations conducted by KCDC.
- Supplied Korea's first FDA-approved simultaneous COVID-19/Influenza diagnostic kit.

- Developed and supplied diagnostic methods for various respiratory viruses and infectious diseases, including Dengue, Zika, Chikungunya, Measles, and Malaria, supporting national monitoring programs conducted by KCDC and the Research Institute of Public Health & Environment, thus significantly contributing to national public health.
- Proactively proposed diagnostic testing methods at the national level for novel pathogens with potential global spread, completing performance evaluations and preparing strategic responses to potential outbreaks.
- Supplied molecular diagnostic kits for surveillance of foodborne pathogens, GMO testing, Halal testing, rice variety identification, and more, supporting regulatory activities by Korea's Ministry of Food and Drug Safety (MFDS) and the National Agricultural Products Quality Management Service (NAQS), enhancing food safety nationwide.
- Our products have been adopted as standard testing methods for Halal certification of food and pharmaceuticals by the Indonesian Council of Ulama (MUI), one of the world's top three Halal certification authorities.
- These achievements demonstrate our strong capability to consistently deliver high-performance products and maintain exceptional quality standards.





AREAS OF HOPE FOR COOPERATION

Investment & Licensing Out

SPECIAL NOTE

- Rapid Development Technology: Consistent and rapid development of molecular diagnostics and real-time PCR technology since 2000.
- Global Usage: Diagnostic kits widely used by government agencies and medical institutions in over 50 countries during the COVID-19 pandemic.
- Development Speed: Ability to swiftly develop new products for Roche Diagnostics' product lineup through this collaboration.
- R&D Focus: R&D department comprises 35% of total employees, with continuous communication with market stakeholders for agile responses to customer demands.
- Organizational Agility: Agile and flexible organization facilitates rapid development and swift market entry, particularly in rapidly changing situations like pandemics.

CERTIFICATION

- 2023.08
KGMP Certification for new manufacturing facility (KISF)
- 2011.02
ISO 13485 and CE-IVD Certification
- 2008.11
International testing laboratory accreditation (ISO/IEC 17025) by KOLAS

LICENSING

- 2020.11
Approval of Korea's first simultaneous COVID-19 & Influenza diagnostic kit (IVD)
- 2020.02
Korea's first COVID-19 diagnostic kit (Emergency Use Authorization and export approval)
- 2015.05
Supplied Korea's first diagnostic assay kit for MERS
- 2009.05
Developed and supplied Korea's first swine flu diagnostic assay kit to Korea CDC

MedInTech MedInTech Inc.

* Please send a meeting request through business partnering system

ESTABLISHMENT	2020.02.12	WEBSITE URL	www.medintech.co.kr/company
COUNTRY	Republic of Korea	E-MAIL	schun@medintech.co.kr
CEO	Chun, Steven		

COMPANY & SERVICE INTRODUCTION

MedInTech Inc., a med-tech startup founded in 2020, capitalizes on a research project started in 2015 at the Korea Electrotechnology Research Institute, with an investment of about \$4.5M. In 2021, we were selected to lead a cross-ministerial medical device R&D project worth about \$7M, alongside Seoul National University Hospital and other prestigious institutions, pushing forward the localization of endoscopes. With a Series A in 2022 and Series B in 2024 totaling \$20M, we successfully developed both endoscopy system hardware product and the automatic abnormality detection software product. As of now, with a total of 50 employees, we continue to develop innovative features that benefit both physicians and patients, utilizing our motorized platform and AI integration.

PRODUCT INTRODUCTION

The Intelligent Endoscopy System developed by MedInTech goes beyond traditional mechanical operations by incorporating autonomous control, making user operation much easier and more intuitive, thereby significantly reducing the learning curve. Additionally, by decreasing the weight of the endoscope handle by 50% and reducing the human force required for operation to 33%, it is expected to lower the incidence rate of Endoscopy-Related Injuries (ERI) among doctors. Moreover, the implementation of Full HD quality—twice as clear as standard HD—enhances diagnostic accuracy. Furthermore, the motorization of the endoscope's control method enables precise system control over endoscope movements, paving the way for the active integration of artificial intelligence.

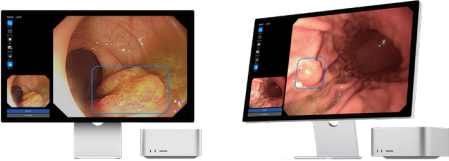
The first objective of the AI algorithms is to provide assistive features for physicians. There are instances especially for beginners having difficulties when inserting endoscope and navigating through human organs due to lack of experiences and 100% manual operations. MedInTech aims to resolve these issues by harnessing AI onto the motorized platform to detect the right direction inside the lumen and also steers itself without controlling by physicians.

The second objective of the AI algorithms is to prevent misdiagnoses. In endoscopic diagnostics, the level of physicians' proficiency can lead to overlooking lesions or incomplete examination, contributing to a misdiagnosis rate of up to 35%, as reported by academic studies. To address this, we are developing automatic lesion detection algorithms and algorithms to prevent blind spots by assessing the possibility of their occurrence through 3D reconstruction of the stomach's interior, ultimately aiming to reduce the misdiagnosis rate to below 5%.

ME-400
Intelligent Endoscopy System



MD-GA-300
AI Lesion Detection Software



CERTIFICATION

ISO13485
C654634

Certificate of the Innovative Product
No. 2024-144

LICENSING

Medical Device Registration
Country: Vietnam, Reg. No.: 0410/2024/VKIC

Light source, endoscope 2nd Grade Medical Device
Country: South Korea, Reg. No.: 24-43

Esophagogastroduodenoscope 2nd Grade Medical Device
Country: South Korea, Reg. No.: 24-20

Endoscopic image, analysis software 2nd Grade Medical Device
Country: South Korea, Reg. No.: 24-1063

Endoscopic image, analysis software 2nd Grade Medical Device
Country: South Korea, Reg. No.: 24-1127

CORE IP

2024.12
Registered (Country: USA, Reg. No.: 12,178,388)

2024.12
Registered (Country: USA, Reg. No.: 12,178,405)

2025.01
Registered (Country: USA, Reg. No.: 12,185,917)

2025.02
Registered (Country: USA, Reg. No.: 12,220,106)

2025.02
Registered (Country: USA, Reg. No.: 12,226,073)

INVESTMENT

Series B | \$13.88M
 Series A | \$5.55M

CLINICAL TRIAL

2025.07-2025.12
 Seoul National University Hosptal (Trial subject: 200)

AREAS OF HOPE FOR COOPERATION

We look forward to partnering with global distributors to expand our market coverage and establishing a global KOL network to lead a paradigm shift in modern endoscopy.



NEURIVE Co., Ltd.

* Please send a meeting request through business partnering system

ESTABLISHMENT	2018.04	WEBSITE URL	http://eng.neurive.com/
COUNTRY	Republic of Korea	E-MAIL	jaejun.song@neurive.com
CEO	Jaejun.Song		

COMPANY & SERVICE INTRODUCTION

Neurive is a Korean manufacturing company specializing in non-invasive vagus nerve stimulation devices, including the Soricle and Healaon Pro, designed to manage symptoms of tinnitus and sleep disorders. Founded in April 2018, Neurive was established by CEO Dr. Jae-Jun Song, a professor of Otolaryngology at Korea University Guro Hospital in the Republic of Korea. Dr. Song brings over 20 years of clinical experience in otolaryngology and has an impressive research record, including 150 international publications and 4,500 citations. Leveraging his expertise, Dr. Song developed the core technology for non-invasive vagus nerve stimulation (ASENS technology), which serves as the foundation for the Soricle and Healaon Pro devices.

PRODUCT INTRODUCTION



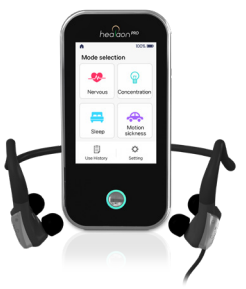
<SoriCLEAR>

Soriclear is a digital therapeutic device for tinnitus treatment, based on Cognitive Behavioral Therapy (CBT) and sound therapy. It is a clinically proven digital therapeutic solution that effectively alleviates symptoms in patients with severe tinnitus.



<Soricle>

Soricle is a personal VNS medical device that treats tinnitus and insomnia through vagus nerve stimulation (ASENS Technology) using electrical signals and sound.



<Healaon Pro>

Healaon Pro is a personal healthcare device based on Soricle, our medical device developed for the treatment of tinnitus and insomnia. Utilizing electrical and sound stimulation (ASENS Technology), it stimulates the vagus nerve to enhance focus, induce sleep, and promote relaxation. Experience mental and physical stability and improve your quality of life with Healaon Pro in your daily routine.

CERTIFICATION

SoriCLEAR
Designation of innovative medical devices

Soricle
ANVISA certification

Healaon Pro
FCC certification, CE certification, and conformity registration of broadcasting and communication equipment, etc

LICENSING

SoriCLEAR
Domestic item authorization completed

Soricle
Completed export item approval, completed ANVISA certification in Brazil, completed INMETRO (Brazilian Safety Certification), and completed approval of Vietnamese medical devices

ISO 13485, GMP certification

CORE IP

2022.11.21
The optimal method and device for determining complex stimuli for the treatment of tinnitus(RU)

2023.11.15
COMPOSITE STIMULATION CONTROL METHOD AND COMPOSITE STIM

2023.09.14
Electrical stimulation device that applies electrical stimulation to the skin and control method of the electrical stimulation device

2020.11.25
The optimal method and device for determining complex stimuli for the treatment of tinnitus

2020.09.10
composite stimulation device

INVESTMENT

kOSME
Horizon Unicorn Investment Association No. 1
Shinhan Square Bridge ESG Investment Association No. 1


CLINICAL TRIAL

SoriCLEAR
Subjective confirmation clinical completion



Soricle
Insomnia Exploration Clinical Completion, Insomnia Confirmation Clinical Progress, Tinnitus Exploration Clinical Progress

AREAS OF HOPE FOR COOPERATION

Finding Buyers and partners for Healaon pro and Soricle device (VNS device)



COMPANY PROFILE



neurive
support for new life

neurive
support for new life


www.neurive.com

Neurive co., Ltd.
Company registration number: 466-88-01129
Corporate registration number: 110111-6728262
CEO: Jae Jun Song
Head office: No 205, 88 Somang-gil, Juchon-myeon, Gimhae-si, (Medical Commercialization Center)
Laboratory: 2F, 38, Gurodong-ro, Guro-gu, Seoul, Republic of Korea,
Phone : +82-70-4044-5255

04
neurive
support for new life
05

The product _ Soricle

New hope, New Paradigm!



✓EFFECTIVE
Efficacy by electrical & sound stimulation

✓REFERENCES
Based on lots of clinical validity reference

TECHNOLOGY
Non-invasive VNS of external ear


✓
New non-invasive personal medical device

Vagus Nerve Stimulation

REFERENCE
VNS (Vagus Nerve Stimulation)

Vagus Nerve Stimulation(VNS) with lots of clinical references, is known to be effective for degenerative brain disease such as Depression, Tremor, Anxiety, Insomnia, cognitive impairment, etc, though the increase of neurotransmitter, cerebral blood flow and change of nerve-activated brain waves.

Improvement of Brain plasticity




Soricle
is a new medical device that improves brain plasticity through non-invasive VNS to external ear using ASENS technology.

The product _ Soricle

EASY TO USE
Soricle component
‘Any time, Any where’

Soricle
can be used more conveniently, any time any where because Soricle is a non-invasive VNS medical device compared to other invasive VNS medical devices.

FULL PACKAGE
Soricle component
“Please experience portably, any time, any where!”



Main device Earset Ear tip C-type Adapter

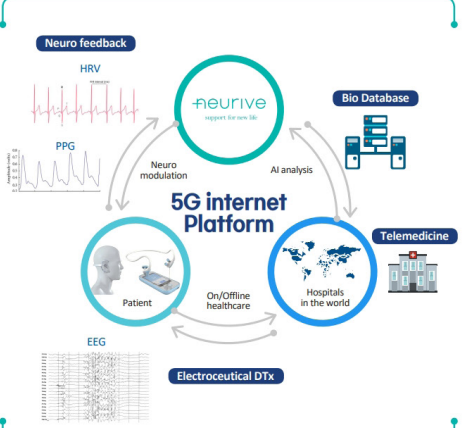
New hope, New Paradigm!

Soricle
“Tinnitus that is hard to be cured of,
Now, manage with Soricle”

06
neurive
support for new life
07

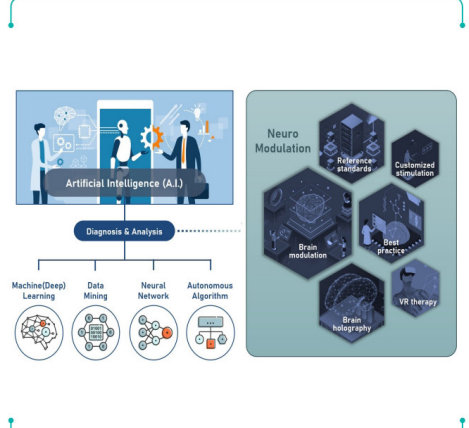
Mental Healthcare Platform

Total platform for mental healthcare in telemedicine era



Mental Healthcare Platform

Total platform for mental healthcare in telemedicine era





PHARMICELL

Pharmicell Co., Ltd.

* Please send a meeting request through business partnering system

ESTABLISHMENT

2002.05

WEBSITE URL

www.pharmicell.com

COUNTRY

Republic of Korea

E-MAIL

ishwang@pharmicell.com

CEO

Hwang, Il Soon

COMPANY & SERVICE INTRODUCTION

Pharmicell Co., Ltd. is a leading innovator in the field of raw pharmaceuticals. In 2011, we developed the world's first stem cell therapy, called Hearticellgram-AMI. Through a wide range of activities within the biotechnology and pharmaceutical industries, our primary goal is to achieve ongoing growth and to explore new markets based on our advanced technological capabilities in various fields such as biotechnology and pharmaceutical industry. The biomedical Business Unit of Pharmicell Co., Ltd. is engaged in researching and developing stem cell and immune cell therapies, as well as conducting various clinical trials and managing a cosmetics business. In the biochemical business unit, we produce a range of advanced materials, including nucleosides which are essential raw materials for pharmaceuticals and diagnostic reagents, pharmaceutical-grade mPEG derivatives, low-dielectric materials for 5G, eco-friendly halogen-free flame retardants, and catalysts for polyol synthesis.

PRODUCT INTRODUCTION

<Half-Serum DMEM>

Half-Serum DMEM is an innovative cell culture technology that achieves results equivalent to standard DMEM while using only half the amount of fetal bovine serum (FBS). This medium, developed by Pharmicell Co., Ltd., demonstrates the same effectiveness with just 5% FBS instead of the conventional 10-15%. Tests conducted over 20 days on 293T, PC3, and MDA-MB-231 cell lines showed that it maintains equivalent performance to traditional media in cell proliferation rates, morphology, cell cycle, protein expression, transfection efficiency, and lentivirus production. Major cellular signaling pathways were also fully preserved. This technology offers various benefits including reduced research costs, minimization of animal-derived products, and decreased environmental impact. It is particularly beneficial for pharmaceutical development requiring large-scale cell culture.

<By Pharmicell Lab>

By Pharmicell Lab presents an innovative line of cosmetic products developed through advanced stem cell technology. Our premium skincare collection harnesses the regenerative properties of stem cell culture media to deliver exceptional anti-aging and skin revitalization benefits. These products represent the culmination of Pharmicell's extensive research and expertise in stem cell cultivation and biotechnology.

<Cell Therapy>

HeartiCellgram-AMI is the world's first approved stem cell therapy designed to treat acute myocardial infarction (AMI).

The therapy utilizes autologous bone marrow-derived stem cells, meaning cells are extracted from the patient's own bone marrow, minimizing immune rejection. These stem cells promote myocardial regeneration and effectively repair damaged heart tissue, leading to a reduced risk of heart failure and improved survival rates.

As the first commercially available stem cell therapy, HeartiCellgram is pioneering the future of regenerative medicine and setting new standards for cardiovascular treatments.



CLINICAL TRIAL

Cellgram AMI
Complete

Cellgram LC
phase 3 clinical trials in progress

Cellgram ED
phase 2 clinical trials in progress

AREAS OF HOPE FOR COOPERATION

Cell Therapy(CMO/CDMO), Cosmetics



Pharos iBio Co., Ltd.

* Please send a meeting request
through business partnering system

ESTABLISHMENT

2016.04

WEBSITE URL

www.pharosibio.com

COUNTRY

Republic of Korea

E-MAIL

ktkim@pharosibio.com or
kyn@pharosibio.com

CEO

Yoon, JeongHyeok

COMPANY & SERVICE INTRODUCTION

Pharos iBio, a biotechnology company founded in 2016 and listed on KOSDAQ in 2023, develops innovative treatments for rare and refractory diseases using its AI- and big data-based Chemiverse® platform. The company has approximately 10 pipelines, including four clinical-stage programs: PHI-101 for acute myeloid leukemia (AML) preparing for Phase 2, ovarian cancer (OC) in Phase 1, an IIT for minimal residual disease (MRD), and PHI-501, targeting refractory solid cancers in Phase 1. Headquartered in South Korea, Pharos iBio has subsidiaries in Australia and the U.S. and seeks global partnerships to co-develop and commercialize its drug candidates.

PRODUCT INTRODUCTION

<PHI-101, a "Best-in-Class" next generation FLT3 inhibitor for acute myeloid leukemia (AML)>

- Targeting FLT3 mutations that present in 25-35% of AML patients
- Existing FLT3 inhibitors are limited by high relapse rate and resistance leaving a large unmet medical need to adjust current treatments
- PHI-101-AML has been validated in Phase 1a study as a potent next generation FLT3 inhibitor for relapsed/refractory (R/R) AML. PHI-101-AML was well tolerated at all dose levels with no drug limited toxicity.
- Currently the last patient has been enrolled for global Phase 1b clinical trial in Australia and Korea for the patients with FLT3 mutation positive R/R AML while high CRc rates were observed
- Expanding the indication through Chemiverse®, "First-in-Class" PHI-101-OC targeting CHK2 is currently in Phase 1 clinical trial for platinum-resistant recurrent ovarian cancer patients
- PHI-101 has been granted Orphan Drug Designation by the FDA and is designated as a rare disease drug in the development stage MFDS in Korea. Additionally, an EMA ODD application has been submitted.

<PHI-501, a "First-in-Class" pan-RAF/DDR dual kinase inhibitor for refractory solid tumors>

- Currently in preclinical development and It is potent against BRAF, KRAS or NRAS mutation mediated MAPK signalings in malignant melanoma, refractory colorectal cancer, and triple-negative breast cancer
- Superiorly potent to other RAF kinase inhibitors and overcome the resistances induced by FDA approved BRAF or MEK inhibitors
- Phase 1 clinical trial targeting advanced solid cancers, including malignant melanoma and refractory colorectal cancer, is ongoing.

Pharos iBio’s Pipeline Overview

category	target	Indications	Leads	Candidates	IND	Ph I	IND	Ph II
<div>MFDS ODD</div> <div>FDA ODD</div> <div>PHI-101</div>	FLT3	Acute myeloid leukemia	Phase II IND					Conditional Sale Approval After Phase II
		Minimal Residual Disease	IIT					Prof. Andrew Wei at The Walter and Eliza Hall Institute of Medical Research
	CHK2	Recurrent ovarian cancer	Phase I					
<div>FDA ODD</div> <div>PHI-501</div>	Pan-RAF/DDR	Refractory Solid Cancer (MEL, CRC)	Phase I IND			End of Phase 1 in 2025		
PHI-301	Undisclosed/FAK	Refractory Lung Cancer	Leads					
Collaborative Project	Undisclosed	Pediatric Brain Tumor	Candidates	Children’s Cancer Institute Australia Collaboration with MTA				
	Undisclosed	Undisclosed	Hits	University of Sydney Drug Discovery Initiative				
	Undisclosed	Undisclosed	Hits	MEDiC MEDiC in the USA				

CERTIFICATION

2019.08
INNO-BIZ Certification

2016.06
VENTURE ENTERPRISE Certification

LICENSING

2019
FDA ODD approval for PHI-101

2021
FDA ODD approval for PHI-501

2024
MFDS Development Stage ODD approval for PHI-101

CORE IP

2019.03~
PHI-101 related patent registration: 24 cases

2018.01~
PHI-501 related patent registration: 13 cases

INVESTMENT

KOSDAQ IPO proceeds (2023.07) | \$14.4M

Series C (2021.06) | \$12.9M

Series B (2020.03) | \$11.4M

Series A (2018.08) | \$5.4M

CLINICAL TRIAL

PHI-101-AML
Phase 2 IND preparation

PHI-101-OC
Phase 1 in progress

PHI-101-MRD
Investigator-Initiated Trial (IIT) in progress

PHI-501
Phase 1 IND stage

AREAS OF HOPE FOR COOPERATION

Joint R&D / Licensing

We are looking for a strategic partner, globally or regionally, to accelerate clinical or pre-clinical development and improve the success of our innovative compounds.

SPECIAL NOTE

Pharos iBio is actively seeking strategic partnerships with global and regional pharmaceutical companies to accelerate the clinical and preclinical development of our innovative drug candidates. By combining our cutting-edge AI-driven Chemiverse® platform with the expertise and resources of our partners, we aim to maximize the potential of our pipeline and deliver breakthrough therapies to patients worldwide. We welcome collaboration opportunities that will enhance the success and commercialization of our next-generation treatments.



REMEDI REMEDI Inc.

* Please send a meeting request through business partnering system

ESTABLISHMENT	2017.07	WEBSITE URL	www.remedihc.com
COUNTRY	Republic of Korea	E-MAIL	sales@remedihc.com
CEO	Bongho Cho		

COMPANY & SERVICE INTRODUCTION

REMEDI is a mission-driven organization ready to provide high quality, low cost, and effective imaging access to the world's most underserved populations and all global citizens. A global leader in medical technology innovation, REMEDI has revolutionized the portability of handheld X-ray devices and broadened the number of applications within the medical, dental, veterinary, and industrial sectors. REMEDI has 83 regulatory clearances with 7 products in 43 countries. We can save human lives together, using high intensity focused X-ray technology to drive innovation in imaging diagnostics and cancer treatment.

Global Partner for Innovative X-ray Imaging Solutions

REMEDl has 83 regulatory clearances
With 7 products in 43 countries

* Licensing : 39 countries, 7 products, 62 cases

Overseas corporations and agencies
Overseas Distributors **83** Domestic Distributors **33**

PRODUCT INTRODUCTION



70 kV 6 mA 0.4 mm

REMEX-KA6 : Medical X-ray Generator
With this device we are able to bring incredible technology directly to the point-of-care-testing.

REMEX-KA6 Specifications

Tube KV	40 ~ 70 kV	Output of Power	420 W
Tube mA	2 ~ 6 mA	Size	165.3 x 176 x 255.6 mm
Exposure time	0.06 ~ 2.0 sec.	Weight	2.4 kg
mAs range	0.12 ~ 12 mAs	Battery	DC 22.2 V / 1,800 mAh
Focus	0.4 mm		

REMEDI has developed an X-ray generator applying lightweight / compact / low-dose technology and is expanding global sales based on product competitiveness. Introducing the REMEX KA6, a handheld X-ray camera revolutionizing point-of-care imaging. Weighing just 2.4 kg, it eliminates the need for large shielding rooms thanks to internal generator shielding, reducing scattered radiation. Safe, lightweight, and affordable, it offers ease of operation. With new battery technology, it can capture days' worth of X-rays allowing over 250 exposures, perfect for busy practices, reducing retakes and saving time and money while maintaining high image quality, which is capable by the current capacity of 12mAs and a small focal spot of 0.4mm. While traditional large X-ray machines were only used for precise diagnostic purposes within hospitals, our portable REMEX-KA6 enables the use of X-ray imaging equipment for on-site diagnosis outside of hospital settings, making it applicable in a variety of fields as outlined below.

Traditional in-hospital use ▶ Precision diagnosis		New use : Outside of hospital ▶ Distinguishing the presence or absence of disease	
Intensive Care Unit (ICU)		Ambulance / Emergency Helicopter	
Operating Room (OR)		Medical volunteer site	
Emergency Room (ER)		Home Health and Related Areas	
Inpatient Room		Military / Government	
Orthopedics		Border care	
Pediatrics		Natural Disaster	
		Sports	

- Traditional in-hospital use (Precision Diagnosis): Intensive Care Unit (ICU), Operating Room (OR), Emergency Room (ER), Inpatient Room, Orthopedics, Pediatrics
- New use: Outside of hospitals (Distinguishing the presence or absence of disease) such as Ambulances, Emergency Helicopters, Medical Volunteer Sites, Homecare and Related Areas, Military, Governmental Projects, Border Care, Natural Disaster, Sports

CERTIFICATION

Medical Device Manufacturing Certification
 - REMEX-T100(K100) / RMS-1210A / REMEX-KA6 / REMEX-GR100

ISO 13485
 - Medical Device QMS

CE-MDD 072-2017
 - REMEX-T100 / REMEX-K100 / REMEX-KA6 / RMT-08

CE-MDD 309-2021
 - IoDS-2401 / IoDS-2402

LICENSING

FDA(180561)
 REMEX-T100

FDA(200284)
 R-Sensor

FDA(212144)
 Remex KA6

FDA(240759)
 Remex-GR100

CORE IP

Total 41 : Registration(21) Publication(20)

1. DUAL ENERGY X-RAY PHOTOGRAPHING DEVICE

- Registration US, KR
- Publication PCT, CN

2. Miniature X-ray tube having an extractor

- Registration US, JP, KR, CN
- Publication PCT, EP

3. Voltage generating apparatus and X ray generating apparatus having the same

- Registration KR, EP, US
- Publication PCT

4. Miniature X-ray apparatus comprising a flatness filter

- Registration KR
- Publication PCT

INVESTMENT

L Corporation	I	\$1,379,310
D Corporation	I	\$1,324,137
N Corporation	I	\$978,430
Individual investor (17)	I	\$831,724

AREAS OF HOPE FOR COOPERATION

Joint R&D / Hospital / Partnership / Investment / MOU /
 Medical and industrial X-ray comprehensive solution partner
 We are looking for a strategic partner for research collaboration.

SPECIAL NOTE

1. Save Human Lives Together


We strive to revolutionize X-ray imaging and therapy with powerful, miniaturized, and cost-effective technology, enabling ultraportable, point-of-care solutions.

2. Point-of-Care Testing – “A Paradigm Shift in Healthcare Services”

Our goal is to deliver rapid test results, allowing for timely and appropriate treatment. This leads to improved clinical outcomes and greater economic efficiency.

3. Stop TB

With our handheld X-ray generator, we aim to work together toward a future free from tuberculosis.



RudaCure Co., Ltd

* Please send a meeting request through business partnering system

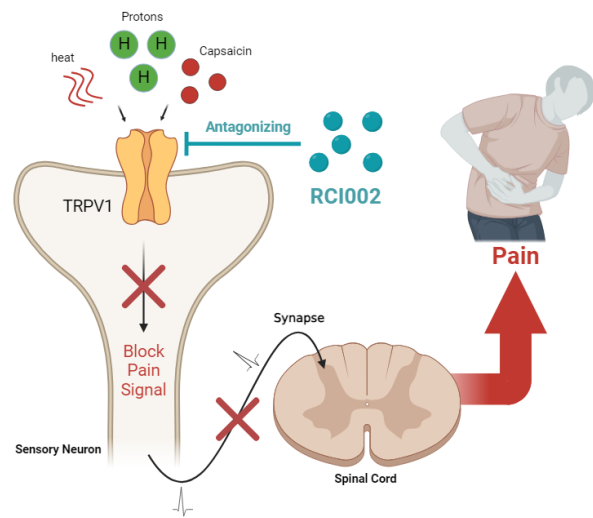
ESTABLISHMENT	2018.07	WEBSITE URL	www.rudacure.com
COUNTRY	Republic of Korea	E-MAIL	harith.hh@rudacure.com
CEO	Harith hasrul		

COMPANY & SERVICE INTRODUCTION

RudaCure is a clinical bio-pharmaceutical company founded with the vision to solve current unmet needs for intractable and incurable diseases by developing innovative first-in-class treatments to help suffering patients have quality and painless lives.

PRODUCT INTRODUCTION

- ① RCI001 (the treatment of Dye eye disease)
- RCI001, a Rac1 inhibitor formulated as an ophthalmic solution, has demonstrated potent anti-inflammatory and antioxidant effects, effectively treating and promoting recovery of the ocular surface in various dry eye and corneal injury models.
 - Its multimodal mechanism of action, combining anti-inflammatory and antioxidant properties, represents an innovative approach to dry eye treatment. Current therapies primarily target either inflammation or tear film recovery, which is suboptimal given the multifactorial nature of Dry Eye. These limitations lead to low efficacy, prolonged treatment durations, and discomfort during instillation.
 - RCI001's dual action—addressing both inflammation and oxidative stress—is a more comprehensive and effective approach for managing a complex, multifactorial disease like Dry Eye.
- ② RCI002 (TRPV1 antagonist for chronic pain)
- While synthetic drug antagonists targeting TRPV1 have been developed since the early 2000s due to high interest, most of these were discontinued during clinical trials due to severe adverse effects, such as hyperthermia.
 - RCI002 is not only inhibits the activity of the TRPV1 ion channel but also effectively alleviates pain in various neuropathic pain models.
 - To address the significant hurdle of abnormal hyperthermia associated with TRPV1 antagonists, non-human primates and mice were tested, confirming that the abnormal hyperthermia observed with existing TRPV1 drugs did not occur with RCI002.
 - The lead-peptide demonstrated TRPV1 antagonist effects and pain relief in an animal model of osteoarthritis and several neuropathic pain (CIPN, DPN, CCI).



CERTIFICATION

R220705 - 00347 , 2025. 03. 31 ~ 2028. 03. 30
Inno-Biz

LICENSING

RCI001
domestic L/O to Hanlim Pharmaceutical (2021) : DED

RCI002 à RCI001U
domestic L/O to Hanlim Pharmaceutical (2023) : Corneal ulcer

CORE IP

2018.01.02
10-1816277, Korea, registration

2020.06.09
US10675294, USA, registration

2021.12.09
10-2339414, Korea, registration

2023.02.28
10-2023-0026404, Korea, Application

2023.11.22
10-2023-0121513, Korea, Application

INVESTMENT

Series A Hanlim pharmaceutical, CKD, Y&Archer ...
Series B Hanlim pharmaceutical, CKD, Jcurve, Magna, Onheal, DreamCIS ...

CLINICAL TRIAL

RCI001
MFDS Phase I (on-going)

AREAS OF HOPE FOR COOPERATION

Joint R&D / Global Licensing Out / Global Investment



Standigm

* Please send a meeting request through business partnering system

ESTABLISHMENT

2015.05

WEBSITE URL

www.standigm.com

COUNTRY

Republic of Korea

E-MAIL

business@standigm.com

CEO

Sangok Song

COMPANY & SERVICE INTRODUCTION

Standigm harnesses the power of AI to pioneer drug discovery, developing both proprietary and collaborative research pipelines. Our AI platform approach includes a biology platform for uncovering novel drug targets and a chemistry platform for designing molecules to modulate these targets effectively. In addition to pipeline development, we also offer AI platform services, empowering partners across the globe to accelerate their drug discovery processes and achieve groundbreaking advancements in medicine.

PRODUCT INTRODUCTION

Standigm has developed AI platforms to accelerate drug discovery by optimizing target identification, molecular design, and compound evaluation. Standigm ASK™ and Standigm BEST™ integrate AI models, database, and predictive analytics to streamline early-stage drug discovery.

Standigm ASK™ focuses on AI-driven drug target identification, integrating knowledge-based and omics-based technologies.

Key Features:

ASK-Pathfinder™ predicts target-disease associations using a biomedical knowledge graph.

ASK-SCREENER™ extracts disease-target relationships from text.

ASK-PWN™ identifies disease-specific targets by applying omics data to a modified PPI network.

ASK-GSM™ identifies metabolism-related targets using patient- or disease-specific metabolic models based on transcriptomic data.

Standigm BEST™ accelerates hit-to-lead and lead-to-preclinical candidate selection with AI-powered drug design and optimization, combining generative AI, predictive modeling, and automation to streamline drug discovery process.

Key Features:

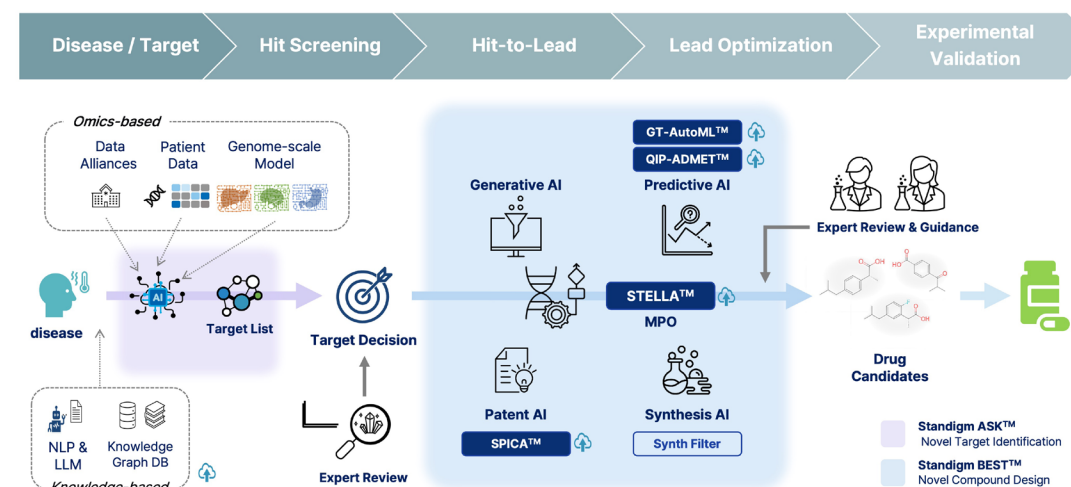
BEST-STELLA™ generates molecules with desired multi-pharmaceutical properties.

BEST-SPICA™ provides a rapid novelty assessment for compounds.

BEST-QIP-ADMET™ predicts ADMET properties using Quantum-Informed pretrained model.

BEST-GT-autoML™ automates SAR modeling and AI optimization.

Standigm AI Technology



CORE IP

2021.March
KR 10-2225278 B1 Granted

2021.August
KR 10-2296188 B1 Granted

2022.October
KR 10-2452433 B1 Granted

2023.August
KR 10-2563901 B1 Granted

INVESTMENT

Series C		\$7.74M * Note : Exchange Rate (KRW/USD) = 1,450.00
investment by SI (2021.05)		\$2.07M
Series C		\$28.28M
investment by SI (2019.11)		\$5.79M * Note : different SI than the FY2021 SI investor
Series B		\$8.96M

AREAS OF HOPE FOR COOPERATION

Joint R&D / Licensing Out / Partnership / Investment

We are looking for a strategic partner for SaaS and research collaboration



STEMDEN

* Please send a meeting request through business partnering system

ESTABLISHMENT 2021.07

WEBSITE URL www.stemden.co.kr

COUNTRY Republic of Korea

E-MAIL ilho.jang@stemden.org

CEO Jang, Il-Ho

COMPANY & SERVICE INTRODUCTION

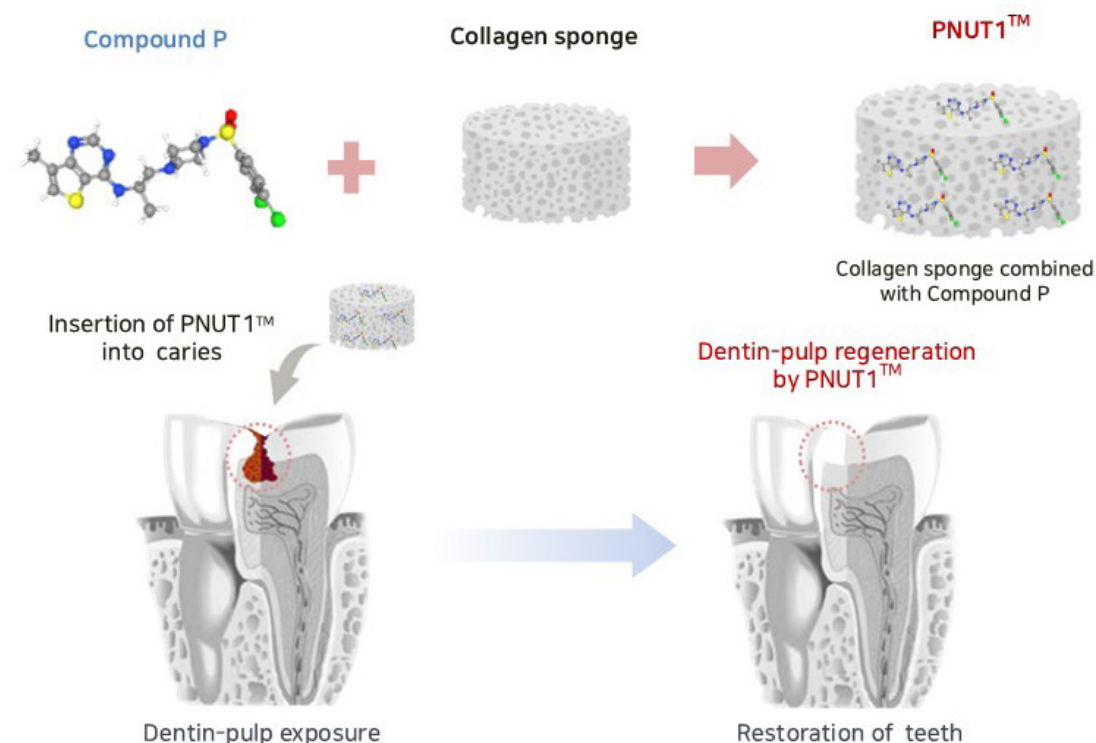
STEMDEN is developing a variety of oral tissue regeneration products, including dental dimensions, dentin, periodontal ligament and alveolar bone. Oral tissue is highly active in adult stem cells, which is expected to induce high success in inducing tissue regeneration. STEM DEN aims to discover oral stem cell activity regulators and study how to efficiently deliver them to patients and complete products that are effective for clinical application. We will lead the future of dental treatment that restores natural functions through regenerative treatment rather than replacement of artificial substances by providing high-satisfaction finished products to both practitioners and patients.

PRODUCT INTRODUCTION

PNUT1™ : Combination product for oral tissue regeneration
(Maximizing efficacy and diversifying the product range through the convergence of therapeutic agents that promote oral tissue regeneration via stem cell activation and bio-materials)

- STEM DEN's small molecule drugs and combination products with collagen promote the regeneration of damaged dentin and replace root canal treatment.
- PNUT1™, a combination therapy of small molecule, Compound P and clinical grade collagen sponge, effectively regenerates dentin in minipigs in 3 months, achieving 90% density of nearby natural dentin.
- Currently, preliminary toxicity testing is underway. Clinical trials of PNUT1™ is planned in 2026.

[Key Words] stem cells, caries, dentin, pulp, tissue regeneration, collagen etc.,



CERTIFICATION

2024.04
Certificate of Venture Enterprise

CORE IP

2024.09
Pharmaceutical composition for preventing or treating dentin-dental pulp diseases or periodontal disease including LPAR2 inhibitor
- Registered in US (12090166), KR (10-2219572)

2024.06
Platform for 3D explant culture of human dental pulp tissue, and method for culturing pulp tissue using the same
- Filed in KR (10-2024-0077480), PCT(PCT/KR2024/008372)

INVESTMENT

Seed | \$0.5M

AREAS OF HOPE FOR COOPERATION

Joint R&D / Licensing Out / Investment
We are looking for strategic partners for the above options.

SPECIAL NOTE

2023.10 STEM DEN won gold medal and WIIPA Special Award at Taiwan Innotech Expo.
2024.10 STEM DEN won Domain Final and the 2nd place of Grand Final at Enterprise Singapore's Slingshot competition.



VPIX Medical

* Please send a meeting request through business partnering system

ESTABLISHMENT	2016.12	WEBSITE URL	www.vpixmedical.com
COUNTRY	Republic of Korea	E-MAIL	contact@vpixmedical.com
CEO	Hwang, Kyungmin		

COMPANY & SERVICE INTRODUCTION

VPIX Medical is an innovative medical device company dedicated to improving cancer patients' quality of life by enhancing surgical success rates with its real-time digital biopsy platform, cCeLL. In cancer surgery, complete tumor removal while preserving healthy tissue is critical. However, identifying residual cancer cells during surgery is challenging, often leading to excessive tissue removal and impacting the patient's quality of life.

cCeLL provides real-time, high-resolution cellular imaging in a non-invasive manner, allowing surgeons to assess tissue with precision. This enables accurate cancer removal while minimizing damage to healthy tissue. By transforming the surgical approach, VPIX Medical aims to create a safer, more effective operating environment for both doctors and patients.

PRODUCT INTRODUCTION

The cCeLL real-time digital biopsy platform offers two types of products: an ex vivo device and an in vivo device for real-time tissue assessment during surgery.

❖ cCeLL - Ex vivo (Regulatory Approvals: MFDS, FDA(Class I Exempt), CE

cCeLL - Ex vivo acquires images from excised tissue samples during surgery, helping assess tumor characteristics and resection margins to reduce the risk of recurrence before the operation is completed. It enables pathologists to rapidly obtain high-resolution images, facilitating intraoperative diagnosis and decision-making.

❖ cCeLL - In vivo (Regulatory Approvals: MFDS, FDA 510k)

Designed for brain tumor surgery, cCeLL - In vivo enables real-time, in-situ identification of tumor type and presence. Handheld for ease of use by neurosurgeons, it provides immediate imaging upon contact with stained tumor tissue. This allows for real-time confirmation of residual tumors, guiding further resection while preserving healthy brain tissue—surpassing the limitations of conventional intraoperative pathology.

With real-time digital imaging, the cCeLL product line enhances surgical precision, improves patient recovery, and contributes to a better quality of life.

cCeLL

A fluorescence confocal endomicroscope for real-time intraoperative digital biopsy



CERTIFICATION

2024. 11
- Selected as a 2024 Next-Generation World-Class Product
 - cCeLL - Ex vivo Health Canada Class 2 Certification
 - cCeLL - Ex vivo UK Medicine and Healthcare Products Regulatory Agency (MHRA) Class A Certification
- 2024.08
- cCeLL -In vivo FDA 510(k) Clearance
2024. 06
- Certified as a Health New Technology (NET)
2023. 09
- MDSAP Certification (Medical Devices/In Vitro Diagnostic Device)
 - EN ISO 13485
2022. 03
- cCeLL - Ex vivo FDA Registration

CORE IP

2014. 03
- An optical fiber scanner including a resonance frequency modulation means (Patent Registration No.: 10-1587520-0000)
2016. 05
- Lissajous scanning method of a scanner for high-speed, high-resolution optical systems (10-1767116-0000)
2019. 09
- Lissajous-Based Image Calibration Technology (230189)
2020. 04
- Image generating device (10908412)
2020. 11
- Phase Correction Method and System for Image Restoration Signal (2371558)

INVESTMENT

Pre B2 (2022. 12)		\$4.4M
Pre B (2021. 04)		\$4.0M
Series A (2019. 06)		\$2.1M

CLINICAL TRIAL

- 2024.07 ~
- cCeLL - In vivo: Exploratory clinical trial for efficacy validation in brain tumor surgery (On-going)
- 2023.01~2024.12
- cCeLL - Ex vivo: Confirmatory clinical performance trial for efficacy validation in brain tumor surgery
- 2022.10~2022.12
- cCeLL - Ex vivo: Exploratory clinical performance trial for efficacy validation in brain tumor surgery

AREAS OF HOPE FOR COOPERATION

Joint R&D / Licensing Out,/ Investment /
 We are looking for a strategic partner for selling cCeLL and the investment

SPECIAL NOTE

cCeLL is an ultra-miniature confocal fluorescence microscope that can be used not only in medical settings but also as a research device. Currently, we are promoting collaborations with various research institutes and technical seminars in Korea, and we expect it to be widely utilized in numerous studies in the field of life sciences.



* Please send a meeting request through business partnering system

ESTABLISHMENT	2016.11	WEBSITE URL	www.yipscell.com
COUNTRY	Republic of Korea	E-MAIL	realshine@yipscell.com
CEO	Choi, Jinhyeok		

COMPANY & SERVICE INTRODUCTION

YiPSCELL Inc. is Korea's biotechnology start-up specializing in induced pluripotent stem cell (iPSC) technology. We produce high-quality stem cell lines from healthy individuals and patients, offering advanced solutions for disease modeling and drug development. Our iPSC-based platform enhances the accuracy of disease research and personalized therapy development while reducing reliance on animal testing. Beyond disease modeling, we develop stem cell-based therapeutics for regenerative medicine. Our pipeline focuses on degenerative diseases like osteoarthritis and Alzheimer's. Recently, we expanded into artificial blood development and extracellular vesicle-based therapeutics and cosmetic ingredients.

PRODUCT INTRODUCTION

Induced Pluripotent Stem Cell (iPSC) Line Production Service

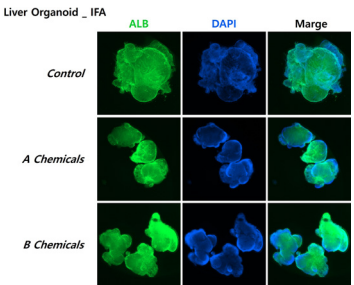

YiPSCELL offers a service to researchers and companies who need iPSCs for research purposes. Using samples provided by consumers, YiPSCELL generates iPSCs and analyzes them before providing them to the clients. We have successfully entered into a licensing agreement with Japan and has secured facilities equivalent to GMP (Good Manufacturing Practice) standards. With proprietary iPSC technology, YiPSCELL provides iPSC production services to those who cannot generate them in-house. The company also distributes clinical-grade iPSCs produced in GMP facilities to various companies, enabling the development of cell therapies for clinical applications.

Disease Modeling Platform Service

YiPSCELL provides drug screening services for new drug development and the validation of existing drug effects. With growing concerns about animal rights and increasing restrictions on animal testing, YiPSCELL offers an alternative by using patient-derived iPSCs or normal human iPSCs to differentiate into target tissues. These tissues are then used to test the efficacy and toxicity of drugs. By utilizing human-derived iPSCs, YiPSCELL can offer a more ethical and efficient way of testing drug candidates.

Cell Therapy Development

YiPSCELL is actively engaged in developing cell therapies aimed at addressing unmet medical needs. Key areas of research include cartilage regeneration treatments for osteoarthritis (OA) patients, neuroregenerative therapies for spinal cord injury, Alzheimer's disease, and patients with COVID-19-related nerve damage to taste and smell. Additionally, YiPSCELL is developing artificial blood. These therapies are built on YiPSCELL's robust technological platform and aim to provide cutting-edge solutions for a variety of medical conditions.



CERTIFICATION

- 2024.11.27.
Outstanding Corporate R&D Center by the Ministry of Science and ICT (MSIT), South Korea.
- 2022.10.12.
Korea's Top 1000 Innovative Companies by the Ministry of SMEs and Startups (MSS), South Korea
- 2021.12.03.
Outstanding LMO Facility by the Ministry of Science and ICT (MSIT), South Korea.

LICENSING

- 2023.03.30.
GMP-Compliant Cell Processing Facility
- 2023.09.11.
Advanced Therapy Medicinal Product (ATMP) Manufacturing
- 2024.08.19.
Human Cell and Tissue Processing & Storage Business
- 2022.01.28.
iPS Cells & Service, iPSC-Derived Therapeutics

CORE IP

- 2022.12.
Granted Patent for 'METHOD FOR PREPARING PELLETS OF CHONDROCYTES FROM HUMAN INDUCED PLURIPOTENT STEM CELLS, AND USE THEREOF'

INVESTMENT

Bridge Funding		\$13M
Series A		\$8.24M
Seed		\$1.37M

CLINICAL TRIAL

In Progress

Clinical Study of Intra-Articular Injection of iPSC-Derived Chondrocyte Aggregates in Patients with Knee Osteoarthritis
(Approved by the Ministry of Food and Drug Safety, MFDS)

AREAS OF HOPE FOR COOPERATION

Joint R&D / Licensing Out / Investment

MEMO

